

About *Reading Pathways*

Many students need extra help in learning how to track left-to-right with their eyes. These students benefit from reading practice that gradually and systematically builds letters into words, and words into connected reading. *Reading Pathways* (formerly known as *Pyramid*) provides this kind of practice with graduated “eyerobic” reading exercises—visual aerobics. (For more information check out *Phonics Talk*, an informative e-mail newsletter at <http://www.dorbooks.com/phonicstalk.html>.)

An optional and useful activity is to write the sentences from dictation, which helps develop auditory and sequencing ability in memory recall. Reading should continue as long as learners are challenged, but stop at or before frustration level. With practice, students will soon be able to read longer and longer sentences.

Part One: Simple Pyramids

Students should know all letter sounds before beginning *Reading Pathways*, including short-vowel sounds. Letters are blended into words, and the same words are then built into sentences beginning with one word centered on top of the page. Every subsequent line has a few added words and is also centered, giving it the shape of a pyramid.

Part Two: Multisyllable Word Mini-Pyramids

This section is for established readers who need assistance reading multisyllable words. Longer words are built from smaller ones by syllables into mini-pyramids, one multisyllable word per pyramid. Two mini-pyramid words at a time are then incorporated into sentences, which are also helpful to use for comprehension. This practice will establish a firm habit of reading multisyllable words syllable by syllable, and not guessing.

Part Three: Multisyllable Word Pyramids (“Brain Busters”)

This section of *Reading Pathways* is for learners who are ready for more complex reading material. It is comprised of full-sized pyramids containing a wide variety of multisyllable words in every practice sentence. These “Brain Busters” are sure to be a challenge! These pyramids can be fun (as is the word “antisestablishmentarianism” in *Phonics Pathways*), and there is no question that being able to read complex sentences will further develop decoding ease and fluency. And that, after all, is the primary goal of *Reading Pathways*.

Part Four: Multisyllable Word Summary

All words having three or more syllables are summarized and indexed at the end of the book for easy reference and vocabulary development, as some of these words are not likely to be in students’ current lexicon. Varying forms of the same word are not always included. If students are able to effortlessly read *and understand* a wide variety of multisyllable words, it will help them build the strong vocabulary, critical thinking skills, and ability to make independent judgments based on complex, nuanced thinking that are so necessary for success in today’s challenging society.

And now—sit back and enjoy *Reading Pathways*!

~Dolores

Short-Vowel Review

WORDS AT TOP HALF OF PAGE:

A “diacritical mark” is a symbol on top of a letter that shows us how to pronounce it. There are diacritical marks for many different sounds. The diacritical mark for a short-vowel sound is “˘” as in “săt.” This particular diacritical mark is called a “breve.” There are five pages in this section, with one vowel featured on each page.

Read the words on top of the next page, working from left to right. Make sure that you blend the sounds together smoothly, and do not sound out each separate letter when you read the final word. Then write these words from dictation. This section is especially helpful for those of you who know letter sounds but need extra practice blending letters into words. Your left-to-right eye tracking will become *stronger!*

SENTENCES AT BOTTOM HALF OF PAGE:

After you are able to read these words smoothly and write them without error, you may begin reading the pyramid sentences on the lower half of the page. This section is especially helpful to those of you who already are reading words but need extra practice building words into whole sentences.

Begin with the top word, and read down as many lines as you can. Stop when it becomes too much of an effort. Keep reading this story—you will find that with practice, you will be able to read farther and farther down the page. Your eye span is *increasing!*

Just for fun, you might try writing these sentences, as well as the words, from dictation. It will not only help develop your memory, but also develop your ability to remember things in the correct order!

Take it easy. Just take one small thing at a time, and keep on going. It's like climbing a large oak tree: you only climb up one branch at a time, but if you keep on going you'll end up on top!

*Some people sit on an acorn, waiting for it to grow and **CARRY** them to the top. Guess what . . . they are **STILL WAITING!***



c-a	ca	ca-t	cat	
f-a	fa	fa-t	fat	
s-a	sa	sa-t	sat	
h-a	ha	ha-t	hat	
M-a	Ma	Ma-x	Max	
d-a	da	da-d	dad	dad-'s
J-a	Ja	Ja-n	Jan	Jan-'s

Ă ă

Jan's

Jan's fat

Jan's fat cat

Jan's fat cat Max

Jan's fat cat Max sat.

Jan's fat cat Max sat on dad.

Jan's fat cat Max sat on dad's hat!

Only the
COMPLETE SENTENCES
have periods at the end—
the rest of the lines
are only **PHRASES**.



b-e be be-d bed

g-e ge ge-t get

f-e fe fe-d fed


t-e te te-n ten

r-e re re-d red

p-e pe pe-t pet pet-s

M-e Me Me-l Mel Mel-'s

Ě ě



*The
BEST ANGLE
to approach
any problem
is the
TRY-ANGLE!*

Mel

Mel's ten

Mel's ten red

Mel's ten red pets


Mel's ten red pets get fed.

Mel's ten pets get fed in bed!

Mel's ten red pets get fed in bed!

i-n	in			
K-i	Ki	Ki-t	Kit	
h-i	hi	hi-d	hid	
w-i	wi	wi-g	wig	
d-i	di	di-sh	dish	
J-i	Ji	Ji-m	Jim	Jim-'s
R-i	Ri	Ri-ck	Rick	Rick-'s

I i



Jim

Jim hid.

*If you need help reading any of these words when they are in sentences, try reading them again individually from the above list. Do this for the rest of the lessons in this book, as needed. It helps a **LOT** to have words broken down by letters and syllables!*



Jim hid Kit's



Jim hid Kit's wig.



Jim hid Kit's wig in Rick's



Jim hid Kit's wig in Rick's dish!

Jim hid Kit's wig in Rick's red dish.

o-n on

B-o Bo

Bo-b Bob

h-o ho ho-t hot

h-o ho ho-p hop hop-s


T-o To To-m Tom Tom's

r-o ro ro-ck rock rock-s

s-o so so-ck sock sock-s

Ö ö

*The noblest of all dogs is the
HOT DOG...
It FEEDS the hand that
BITES it!*



Bob

Bob hops.

Bob hops on

Bob hops on hot

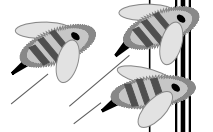
Bob hops on hot rocks.

Bob hops on hot rocks in Tom's

Bob hops on hot rocks in Tom's socks!

u-g	ug	ug-ly	ugly
p-u	pu	pu-p	pup
d-u	du	du-g	dug
b-i	bi	bi-g	big
s-u	su	su-ch	such
b-u	bu	bu-g	bug
B-u	Bu	Bu-d	Bud

Ů ů



bug-s
Bud-'s

*If you go down the
WRONG ROAD,
make a
RIGHT TURN!!!*



Bud

Bud's pup


Bud's pup dug.

Bud's pup dug such

Bud's pup dug such big

Bud's pup dug such big, ugly

Bud's pup dug such big, ugly, bad bugs!



Short-Vowel Pyramids

The following pyramids contain all of the short-vowel sounds mixed together, and the sentences are longer as well. First read the words on this page, working from left to right. Each “block” of words on this page has the same short-vowel sound. Then write these words from dictation.

After you are able to read these words smoothly and spell them correctly, you may begin reading the pyramid on the next page. There is one sight word in the pyramid: it is the word “a.”

(Try writing a sentence or two from dictation, also. See how far you can get!)

a a-n an an-d and

e M-e Me Me-g Meg

i i-n in

i s-i si si-t sit sit-s

i s-i si si-p sip sip-s

o h-o ho ho-t hot

o p-o po po-p pop

u m-u mu mu-g mug

u s-u su su-n sun



*NEVER compare yourself with anyone else ...
After all, if only the best birds sang,
the woods would be **SILENT!***

Sip.

Sip pop.

Meg sips pop.

Meg sits and sips pop.


Meg sits in sun and sips pop.

Meg sits in sun and sips pop in a mug.

Meg sits in hot sun and sips pop in a mug.

Meg sits in hot sun and sips *hot pop* in a mug!





*Continue working through the rest of these pyramids, just as you have on pages 8 and 9. Take your time—there is no hurry. Sometimes it takes the most **BEAUTIFUL FLOWERS** in the garden the **LONGEST** to grow!*


a	f-a	fa	fa-t	fat
a	h-a	ha	ha-s	has
a	b-a	ba	ba-ck	back

e	K-e	Ke	Ke-n	Ken
e	d-e	de	de-ck	deck

i	b-i	bi	bi-g	big
i	h-i	hi	hi-s	his

o	o-n	on
---	-----	----

u	d-u	du	du-ck	duck
---	-----	----	-------	------



*Blessed are the **FLEXIBLE**...
For they shall not
be **BENT** out of **SHAPE**!*

Ken

Ken has

Ken has a deck.

Ken has a back deck.

Ken has a big back deck.

Ken has a duck on his back deck.

Ken has a fat duck on his back deck.

Ken has a big fat duck on his back deck.

Ken has a big fat duck on his big back deck!

a J-a Ja Ja-n Jan

a P-a Pa Pa-t Pat

a a-n an an-d and

e w-e we we-t wet

i s-i si si-t sit

i d-i di di-g dig

o T-o To To-m Tom

o j-o jo jo-g jog

o h-o ho ho-p hop hop-s

u b-u bu bu-g bug bug-s



*It's a **REAL CHALLENGE**
to climb the ladder of success...*

For you must keep your:

***EYES** on the ball,*

***EARS** to the ground,*

***NOSE** to the grindstone,*

***HANDS** on the wheel, and*

***FEET** on the path...*

But the view from the top is

FANTASTIC!!

Hop.

Jan hops.

Jan and Tom hop.

Jan, Pat, and Tom hop.

Jan, Pat, and Tom hop and jog.

Jan, Pat, and Tom hop, jog, and sit.

Jan, Pat, and Tom hop, jog, sit, and dig.

Jan, Pat, and Tom hop, jog, sit, and dig *wet bugs!*

There's so much good
in the **WORST** of us,
And so much bad
in the **BEST** of us,
That it hardly behooves
ANY of us
To talk about
the **REST** of us!



a	h-a	ha	ha-m	ham	
a	j-a	ja	ja-m	jam	
a	a-n	an	an-d	and	
a	a-n	an	an-t	ant	ant-s

e	f-e	fe	fe-d	fed
e	B-e	Be	Be-n	Ben
e	r-e	re	re-d	red

i	b-i	bi	bi-g	big
---	-----	----	------	-----

o	h-o	ho	ho-t	hot
---	-----	----	------	-----

u	G-u	Gu	Gu-s	Gus
---	-----	----	------	-----

u	b-u	bu	bu-n	bun	bun-s
---	-----	----	------	-----	-------

Some people are so afraid of *ROCKING* the *BOAT*
That they *STOP ROWING!*

fed

fed Gus

Ben fed Gus.

Ben fed Gus jam.


Ben fed Gus red jam.

Ben fed Gus red jam and buns.

Ben fed Gus red jam and hot buns.

Ben fed Gus red jam, hot buns, and ham.

Ben fed Gus red jam, hot buns, ham, and *big ants!*





*The road UPHILL
and the road DOWNHILL
are the same one!*

a h-a ha ha-d had

a b-a ba ba-g bag

a a-n an an-d and

a c-a ca ca-t cat

a f-a fa fa-t fat

i i-n in

i h-i hi hi-d hid

i h-i hi hi-s his

i b-i bi bi-g big


i f-i fi fi-g fig fig-s

o B-o Bo Bo-b Bob

u g-u gu gu-m gum

u n-u nu nu-t nut nut-s

Sometimes we have to
climb
the ladder of success
WRONG
BY
WRONG!!!



Bob

Bob had

Bob had a bag.


Bob had a big bag.

Bob hid gum in his big bag.

Bob hid gum and figs in his big bag.

Bob hid gum, figs, and nuts in his big bag.

Bob hid gum, figs, nuts, and a *fat cat* in his bag!



*When you've **BOXED YOURSELF IN**,
there is **NO SUNSHINE!!***

a	c-a	ca	ca-t	cat
a	a-n	an	an-d	and
a	s-a	sa	sa-d	sad
a	f-a	fa	fa-t	fat
a	S-a	Sa	Sa-m	Sam

e	r-e	re	re-d	red
---	-----	----	------	-----


i	i-s	is		
i	k-i	ki	ki-ss	kiss
i	J-i	Ji	Ji-ll	Jill

o	n-o	no	no-t	not
o	l-o	lo	lo-t	lot

u	G-u	Gu	Gu-s	Gus
u	h-u	hu	hu-g	hug
u	P-u	Pu	Pu-ff	Puff



*Bad habits are like a comfortable **BED**...
Easy to get **INTO**, but hard to get **OUT** of!*



Puff

Puff is

Puff is a cat.

Puff is a fat cat.

Puff is a fat, red cat.

Jill and Sam kiss fat Puff.

Jill and Sam hug and kiss fat Puff.

Jill and Sam kiss fat Puff a lot. Gus is sad.

Jill and Sam hug and kiss Gus. Gus is *not* sad!

*ACT the way you want to BE,
and soon you'll BE the way you ACT!*



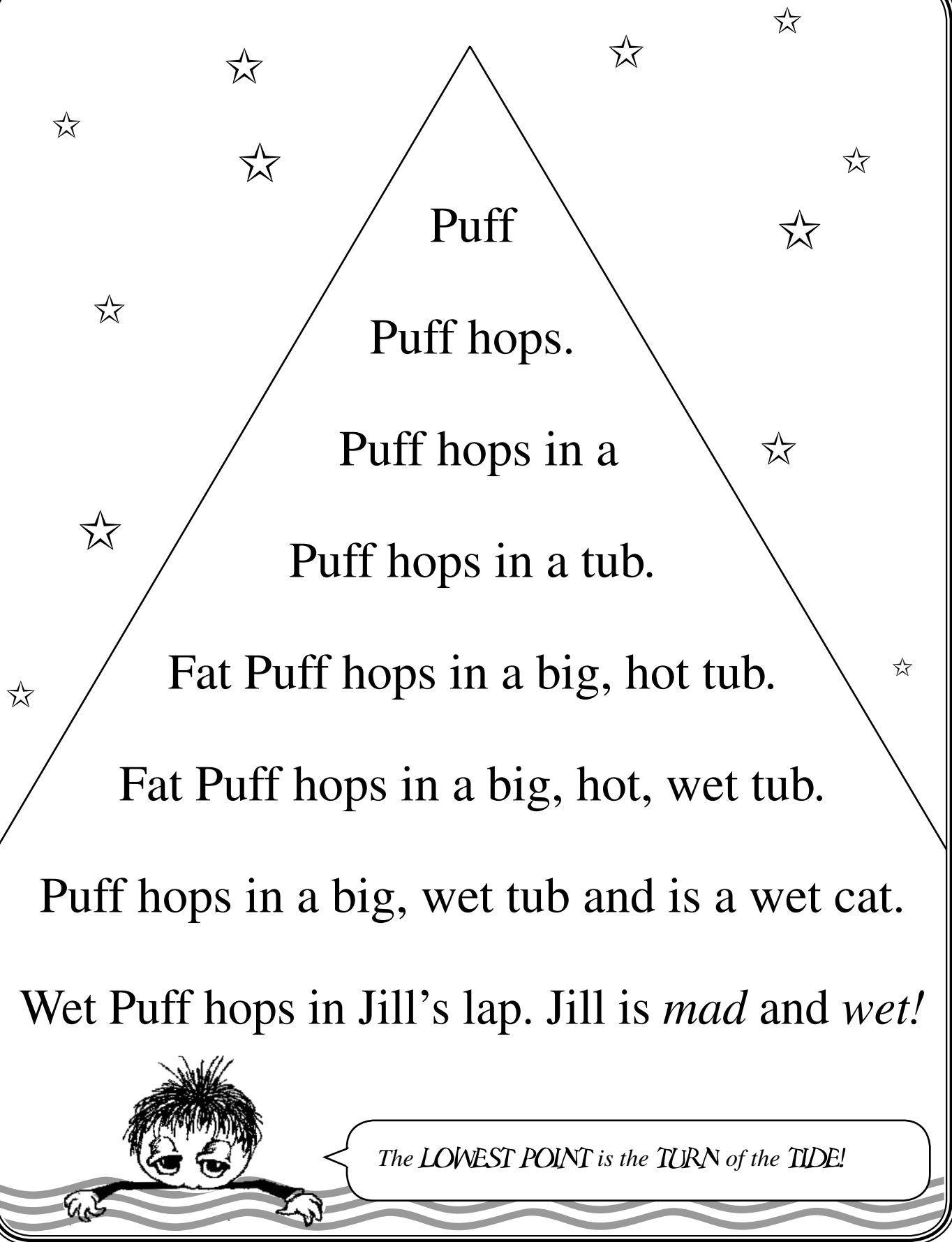
a	a-n	an	an-d	and
a	c-a	ca	ca-t	cat
a	f-a	fa	fa-t	fat
a	l-a	la	la-p	lap
a	m-a	ma	ma-d	mad


e	w-e	we	we-t	wet
---	-----	----	------	-----

i	i-n	in			
i	i-s	is			
i	b-i	bi	bi-g	big	
i	J-i	Ji	Ji-ll	Jill	Jill-'s

o	h-o	ho	ho-t	hot	
o	h-o	ho	ho-p	hop	hop-s

u	P-u	Pu	Pu-ff	Puff
u	t-u	tu	tu-b	tub





*Life is a GRINDSTONE...
But whether it grinds us down
or polishes us up
depends on US!
(Oh yes, we have another sight word
in the next pyramid—"he.")*

a	a-s	as			
a	f-a	fa	fa-t	fat	
a	a-n	an	an-d	and	
a	t-a	ta	ta-n	tan	
a	n-a	na	na-p	nap	nap-s

e	g-e	ge	ge-t	get-s	gets
---	-----	----	------	-------	------

i	i-s	is		
i	i-n	in		
i	p-i	pi	pi-g	pig

o	h-o	ho	ho-t	hot
---	-----	----	------	-----

u	G-u	Gu	Gu-s	Gus
u	s-u	su	su-n	sun

The world has
too many **CRANKS**
and not enough
SELF STARTERS!!!



Gus

Gus is

Gus is a pig.

Gus is a fat pig.

Gus is a fat pig, and he

Gus is a fat pig, and he naps.

Gus is a fat pig, and he naps in sun.

Gus is a fat pig, and he naps in hot sun.

Gus is a fat pig, and he gets *tan* as he naps in
hot sun!