

CHAPTER 1

Is it possible to prevent sports and recreation injuries? A systematic review of randomized controlled trials, with recommendations for future work

Jennifer M. Hootman

Introduction

To determine whether the prevention of sports injuries merits the attention of the public health authorities and clinical institutions, we need to know whether sports and recreation injuries are a substantial problem, and if so, whether there are factors that can be changed in order to remedy the problem. Figure 1.1 illustrates a sports injury prevention model, the “sequence of prevention,” first proposed by van Mechelen and colleagues¹ and used by others to illustrate the process and to promote the critical need for advances in sports injury prevention.^{2–7} Some advances have already been seen, including the First World Congress on Sports Injury Prevention (convened in Oslo, Norway in June 2005), special journal supplements focusing on sports injury prevention, and multiple reviews on the topic.^{2,5,6} In this chapter, I will review and update the scientific evidence on the topic of sports injury prevention, attempting to answer the question: “Is it possible to prevent sports injuries?”

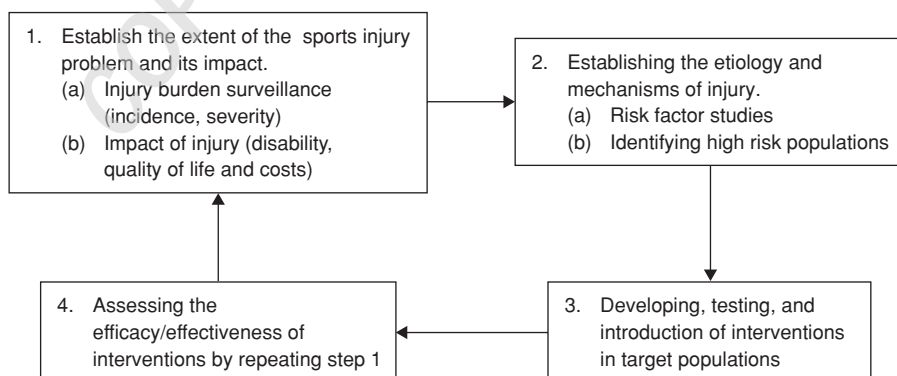


Figure 1.1 A modified version of the “sequence of prevention,” an injury prevention model proposed by van Mechelen and colleagues (adapted with permission from ref. 1).

Methods

Inclusion/exclusion criteria

The following inclusion and exclusion criteria were developed and used for computerized bibliographic database searches and to define the final studies to be included in the review.

Inclusion criteria

- *Age range*: all.
- *Publications*: English-language, 1980–July 2005.
- *Interventions*: clinical or community-based, randomized controlled trials.
- *Outcomes*: injury frequency or rates, incidence of injury, hazard ratios; with or without exposure time data.
- *Sport*: sports and recreation activities, including school (interscholastic, intercollegiate, and intramural), community-based activities (Little League, soccer leagues, etc.), recreational individual sports (tennis, skiing, etc.), or team sports (volleyball, soccer, rugby, etc.).

Exclusion criteria

- Fall-related hip fractures.
- Military populations—specifically, recruits in basic or advanced training. Studies including students at U.S. military academies who participate in intramural or intercollegiate athletes were eligible.
- Bicycling (recreational and competitive) and other wheeled activities (skateboarding, scooters, rollerblading, etc.).

Retrieval of published studies

A comprehensive computer bibliographic database search was conducted using MEDLINE, EMBASE and the Cumulative Index to Nursing and Allied Health Literature (CINAHL) for the dates 1980 through July 2005. The search terms used included: 1, “injury” OR “trauma” AND 2, “sports” OR “exercise” OR “athletic” OR “athlete,” AND 3, “prevention,” and were combined with the Cochrane highly sensitive search strategy for randomized controlled trials (RCTs).⁸ The final search results were limited to English-language publications. Figure 1.2 illustrates the subsequent flow of the study selection process. All abstracts identified in the bibliographic search ($n = 172$) were read and evaluated according to the *a priori* inclusion/exclusion criteria. Any study not explicitly meeting the stated exclusion criteria at this stage was kept for further review. Complete copies of the 27 studies selected at this stage were requested through interlibrary loan. Hand searching of the reference lists of the 27 papers received, as well as the reference lists of select review papers^{3,9–12} yielded another 22 potentially relevant papers. Of the 49 total papers identified, one was immediately excluded because it was a duplicate publication from the same study. The remaining 48 papers were evaluated a final time using a checklist of the inclusion/exclusion criteria stated above. This stage excluded 21 papers, leaving 27 RCTs for inclusion in this review.

Quality assessment

Each study meeting the inclusion criteria was evaluated using the methodological quality scoring scale developed by Jadad *et al.*,¹³ with slight modifications. The three-item Jadad scale is an easy-to-use scale, with established psychometric properties, that assesses each study with regard to randomization, double-blinding, and reporting of withdrawals

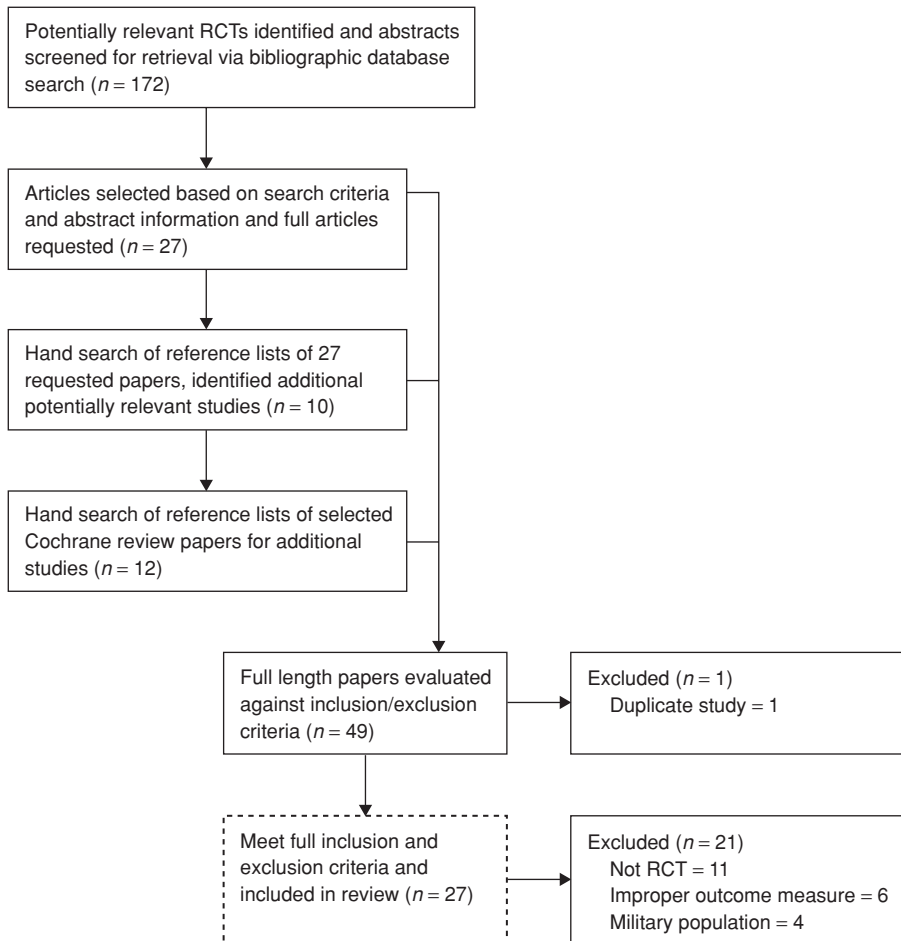


Figure 1.2 Flow chart of study selection for randomized controlled trials (RCTs) included in the review.

or participants lost to follow-up. The total score ranges from a minimum of 0 to a maximum of 5.

Since it is impossible to blind participants to select types of interventions used in sports medicine (e.g., exercise, braces, etc.), the second criterion regarding double-blinding was modified for this study. Studies received one point if the methods stated that the person or persons doing the assessments were blinded to the intervention assignment. An additional point was awarded if the process of blinding the assessors was described and appropriate. Since all studies had to be randomized controlled trials according to the inclusion criteria (assigned one point for the first criterion), the range of possible scores on the Jadad scale for this review was 1 to 5.

Data abstraction/statistical analysis

Information on the intervention type, publication year, subjects, country of origin, sport, primary and secondary outcome measures and quality scores were abstracted from each

study and entered into a spreadsheet. Average quality scores were computed for each of the four intervention types.

RCTs were grouped according to the type of intervention: 1, neuromuscular, functional, or proprioceptive exercise programs ($n = 12$); 2, protective or prophylactic equipment ($n = 10$); 3, educational programs ($n = 2$); and 4, other programs (one warm-up/cool-down/stretching program and one multiple-component program). Several individual studies could be included in more than one category or had more than one comparison, since these reports included multiple interventions in the same study. For example, Stasinopoulos¹⁴ compared three intervention groups: a technical sport-specific skill training group, an ankle disk proprioception exercise group, and an ankle orthosis group. Three separate outcome comparisons were presented for this study: technical skill versus orthosis, ankle disk exercise versus orthosis, and orthosis versus technical skill. For each of the four intervention types, a level of evidence rating was assigned using the Oxford Centre for Evidence-based Medicine criteria.¹⁵

For pooling of the 27 included studies, the data that were abstracted and entered into an analysis database included the author, year, quality score, effect (primary injury outcome), number injured (intervention and control), and number not injured (intervention and control) for each study. Mantel–Haenszel odds ratios (OR), 95% confidence intervals (CI) and Forrest plots were created, and summary effectiveness estimates were calculated using Comprehensive Meta-Analysis software (BioStat, Inc., Englewood, New Jersey, USA). Both fixed and random-effects models are presented, but since interventions were combined across sports, populations, and countries of origin (with possible heterogeneity), an *a priori* decision was taken to use the random-effects estimate and 95% confidence interval as the primary measure of effectiveness. The Q-statistic to test for homogeneity was also used to confirm heterogeneity.¹⁶

Results

Description of interventions

Neuromuscular, functional or proprioceptive exercise programs. The 12 studies classified in this category basically consisted of: 1, sport-specific or skill-specific functional exercise training (i.e., acceleration/deceleration activities, technical skills for landings and take-offs, plyometric and agility tasks, and power, strengthening and stabilization exercises, $n = 5$;^{17–21} 2, balance or proprioception training programs, mostly using ankle disks/balance boards ($n = 4$);^{22–25} and 3, a combination of both ($n = 3$).^{14,26,27} The length of the interventions ranged from 7 weeks to the entire sport season. In general, details regarding the frequency per week, session duration, and length of the intervention were poorly reported.

Protective or prophylactic equipment. Of the 11 studies in this category, five investigated the effectiveness of ankle or knee braces/orthoses,^{14,23,28–30} two studied custom mouth guards,^{31,32} two studied wrist protectors,^{33,34} and one each studied break-away bases in softball and baseball³⁵ and different shoe styles (high versus low top)³⁶ in basketball.

Educational programs. The two studies investigating educational approaches to injury prevention both used video formats to present information to subjects. One study³⁷ showed a 45-minute video on skiing injury prevention and proper equipment use during a bus

ride to a ski resort. The other study³⁸ used a 2-hour workshop format to present a video analysis of injury mechanisms in soccer, followed by a group discussion.

Other interventions. One study³⁹ described a seven-component global soccer injury prevention program that included correction of training errors, provision of safety equipment, prophylactic ankle taping, controlled rehabilitation of injuries, exclusion of players with knee instability, education, and on-field medical supervision. The other study⁷ consisted of a warm-up/cool-down and stretching program for runners.

Qualitative summary

Table 1.1 summarizes the studies by the four categories of intervention type and by individual studies. For neuromuscular, functional, or proprioception exercise programs, the majority (92%) of the studies reported significant reductions in injury outcomes and on average scored 2.4 in terms of methodological quality. Sixty-four percent of protective equipment interventions reported significant reductions in injury outcomes and had an average quality score of 2.7. Only half (50%) of the educational and other intervention types reported reduced injury outcomes and scored relatively low in terms of quality (educational = 1.5 and other = 1.0). Of the 27 studies, most ($n = 16$) originated from Scandinavian or European countries, six from the United States, and five from other countries.

Rating the evidence

On the basis of the Oxford Centre for Evidence-based Medicine levels of evidence, the studies included in both the neuromuscular, functional, or proprioception exercise and the protective or prophylactic equipment categories meet the 1A level of evidence, in which evidence is based on reports from large RCTs or systematic reviews. The educational program studies were graded A4 (evidence from at least one RCT) and the “Other” intervention group was graded A3 (evidence from at least one moderate-sized RCT or systematic review) (Table 1.1).

Quantitative summary

Pooled summary estimates are presented in Fig. 1.3 for the two intervention types that included more than two studies. Pooled estimates for the two educational program interventions were not significant (random-effects model OR 0.87; 95% CI, 0.34–2.21; $P = 0.77$) and are therefore not included in Fig. 1.3. Pooled estimates could not be calculated for the “Other” intervention types due to a lack of sufficient information in the printed manuscripts and the obvious heterogeneity between the two studies included in this category. All 12 of the neuromuscular, functional, or proprioception exercise studies reported data that could be pooled. However, one study in the protective equipment group³¹ did not report sufficient raw data for summary estimates to be calculated, and therefore only nine studies were included in this analysis.

Neuromuscular, functional and proprioception exercise interventions. The Q-statistic to test for homogeneity indicated significant heterogeneity (Q-value 32.3, $P < 0.001$). Pooled effect estimates for the random-effects model suggest that neuromuscular, functional, or proprioception exercise interventions can reduce sports injuries by 65% (OR 0.35; 95% CI, 0.23–0.52; $P < 0.0001$).

Table 1.1 Summary of evidence for the effectiveness of interventions to prevent sports injuries, arranged by intervention type and individual studies

Evidence summary by intervention type		Components of interventions		Those favoring intervention [†] % (n)	Average quality score [‡]	Level of evidence [§]
Intervention type (n [†])						
Neuromuscular, functional, and/or proprioception exercise programs (n = 12)		Neuromuscular training programs, stability, power and strength exercises, balance and proprioception activities, sport- and skill-specific training		92% (11)	2.4	A1
Protective or prophylactic equipment interventions (n = 11)		Mouth guards, ankle braces and stirrup orthoses, lateral knee braces, break-away bases, wrist protectors, shoe styles		64%	2.7	A1
Educational programs (n = 2)		Video and video + group discussion		50% (1)	1.5	A4
Other (n = 2)		Warm-up/cool down and stretching program and multiple-component program		50% (1)	1.0	A3

Evidence summary for individual studies by intervention type				Primary findings		Quality score [‡]
First author	Year	Country	Sport or activity	Intervention		
Tropp ²³ (ankle disk vs. control)	1985	Sweden	Soccer	Ankle disk training		2
Wester ²⁵	1996	Denmark	Recreational athletes	Ankle disk training		2
Holme ¹⁹	1999	Denmark	Recreational athletes	Strength and balance exercise		2
Wedderkopp ²⁶	1999	Denmark	Handball	Ankle disk + functional exercise training		1
Heidt ¹⁸	2000	United States	Soccer	Frappier Acceleration Training Program		3

Soderman ²²	2000	Sweden	Soccer	Ankle disk training	-	2
Wedderkopp ²⁷	2003	Denmark	Handball	Ankle disk + functional exercise training	+	1
Sherry ²¹	2004	United States	Recreational athletes	Progressive agility and trunk stabilization exercises	+	3
Stasinopoulos ¹⁴	2004	Greece	Volleyball	Ankle disk training	+	2
Ankle disk vs. orthosis				Technical sport-specific skill training		
Skill vs. orthosis				Ankle disk training	+	3
Verhagen ²⁴	2004	Denmark	Volleyball	Home-based balance training exercises	+	3
Emery ¹⁷	2005	Canada	PE students	Strength, power, balance and technical skill program	+	5
Olsen ²⁰	2005	Sweden	Handball			

Protective or prophylactic equipment interventions

First author	Year	Country	Sport or activity	Intervention	Primary findings +/- [†]	Quality score [‡]
Tropp ²³ (orthosis vs. control)	1985	Sweden	Soccer	Ankle stirrup orthosis	+	2
Janda ³⁵	1988	United States	Baseball/softball	Break-away bases	+	4
Sitler ²⁹	1990	United States	Football	Lateral knee braces	+	2
Barrett ³⁶	1993	United States	Basketball	High-top basketball shoes	-	3
High top vs. low top				High top + air stirrup basketball shoes		
High top + stirrup vs. low top				Semi-rigid ankle stabilizing brace	+	1
Sitler ²⁸	1994	United States	Basketball	Ankle stirrup orthosis	+	1
Surve ³⁰	1994	South Africa	Soccer	Wrist brace	+	5
Ronning ³⁴	2001	Norway	Snowboarding	Wrist brace	+	3
Machold ¹⁴	2002	Austria	Snowboarding	Ankle stirrup orthosis	-	2
Stasinopoulos ¹⁴ (orthosis vs. skill)	2004	Greece	Volleyball	WIPSS Brain-Pad mouth guard	-	5
Barbic ³¹	2005	Canada	Football/rugby	Custom mouth guard	-	2
Finch ³²	2005	Australia	Australian football			

Continued

Table 1.1 (Continued)

Educational programs						
First author	Year	Country	Sport or activity	Intervention	Primary findings +/−†	Quality score‡
Jorgenson ³⁷ Arnason ³⁸	1998	Denmark	Downhill skiing	Educational video	+	1
	2005	Iceland	Soccer	Educational video + group workshop	−	2
Other interventions						
First author	Year	Country	Sport or activity	Intervention	Primary findings +/−†	Quality score‡
Ekstrand ³⁹	1983	Sweden	Soccer	Multiple-component injury prevention program	+	1
Van Mechelen ⁷	1993	Netherlands	Runners	Warm-up, stretching, cool-down	−	1

* A total of 27 studies were included in this review. Several studies had multiple intervention groups and subsequent comparisons, which are labeled separately in the lower part of the table.

† Number and percent of studies in each category reporting positive outcomes. Individual studies were graded positive (+) if significant ($P < 0.05$) reductions in injury or re-injury outcomes for their stated primary outcome measure were reported, and negative (−) if no statistical differences were reported.

‡ Quality scores ranged from 1 to 5, using a modified Jadad Scale for assessing study quality.¹³

§ Evidence levels based on the Oxford Centre for Evidence-based Medicine chart:¹⁵

A1, evidence comes from large randomized controlled trials (RCTs) or systematic review/meta-analysis.

A2, evidence comes from at least one high-quality cohort.

A3, evidence comes from at least one moderate-sized RCT or systematic review.

A4, evidence comes from at least one RCT.

B, evidence comes from at least one high-quality, nonrandomized study.

C, evidence based on expert opinion.

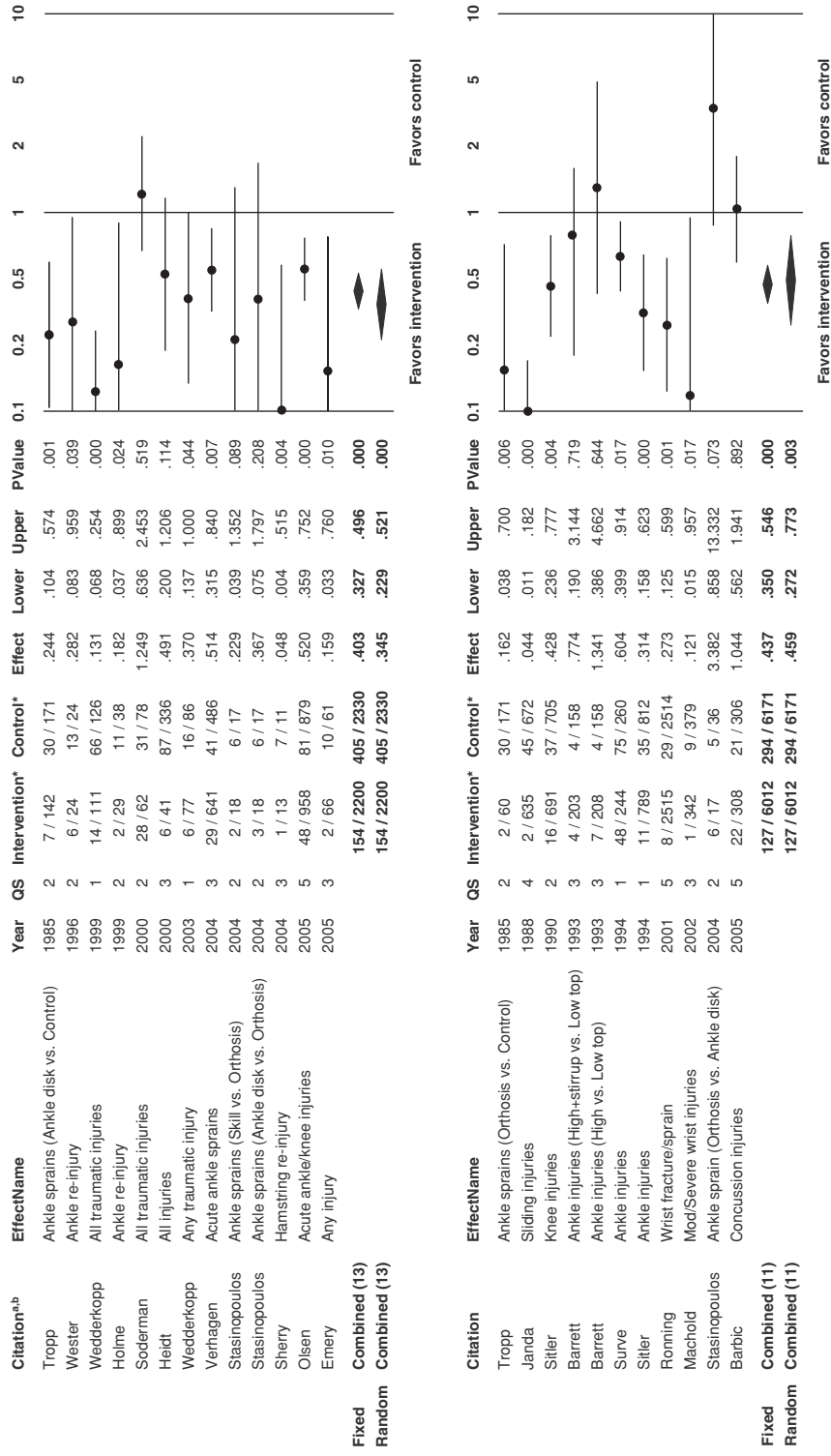


Figure 1.3 Study characteristics, summary estimates, and Forrest plots for the primary injury outcomes for (a) neuromuscular, functional, or proprioception exercise programs, and (b) protective or prophylactic equipment interventions. QS, quality score; Effect, Mantel–Haenszel odds ratio; Lower, lower boundary of 95% confidence interval; Upper, upper boundary of 95% confidence interval.

Protective or prophylactic equipment interventions. The *Q*-statistic to test for homogeneity indicated significant heterogeneity (*Q*-value 37.7, $P < 0.0001$). Pooled effect estimates for the random-effects model suggest that protective or prophylactic equipment interventions can reduce sports injuries by 54% (OR 0.46; 95% CI, 0.27–0.77; $P = 0.003$).

Discussion

The answer to the question: “Is it possible to prevent sports injuries?” is essentially “yes.” The results of this systematic review suggest that sports injuries can be reduced by 54–65%, depending on the type of intervention. For some interventions, effectiveness is even greater among persons with previous injuries. This review could only pool studies on the basis of two very general groupings of intervention types and suggests that there is still a critical need for well-designed sport-specific or activity-specific studies to identify risk factors for injuries, to develop and test interventions, and to document post-intervention changes in the injury burden using the “sequence of prevention” model proposed by van Mechelen *et al.*¹

One area that warrants further inspection and discussion is the relatively enhanced effectiveness for various exercise programs and ankle-stabilizing braces (semi-rigid braces or stirrup orthoses) among those with a previous history of ankle injuries. Several studies reported subgroup analyses for individuals who had prior injuries in comparison with individuals without. In all cases, individuals with previous ankle injuries had a significant reduction in the incidence of injury even if the intervention was not effective among individuals without prior injuries. Five studies^{14,17,22–24} reported that interventions were more effective for ankle disk training/balance exercises among individuals with a previous ankle injury. Four studies^{23,28,31,36} found similarly enhanced intervention effectiveness for various types of ankle stabilizers (rigid stirrup orthosis, semi-rigid ankle braces, high-top basketball shoes) among those with a previous ankle injury. These subgroup findings suggest that the potential “best practice” would be to recommend prophylactic ankle bracing and ankle disk/balance exercise programs for athletes participating in jumping and twisting sports who have a history of ankle injuries.

What is interesting in the results of this review is the fact that most of the sports injury prevention work is being done in Scandinavian and European countries. There is a dearth of well-designed studies from the United States, Canada, Australia, and Africa, and none from other continents, despite the fact that sports and recreational activities are popular pastimes across the globe. In addition, there are no studies for many types of sports and activities that are very popular worldwide. Soccer has considerable worldwide participation and was the sport most often studied (six studies) in this review. However, the numbers of children and adults participating in many different sports or activities, such as football, baseball, and softball, walking and running, aerobics, swimming, and others, are high^{40,41} and this suggests that attention should be paid to injury prevention in a wider variety of activities and across different age groups.

In general, the quality of the studies included was relatively poor (average score 2.4 out of 5), and only four individual studies scored above a 4. The reason for this is unclear, but it is likely to be multifactorial. One reason may be that there is a lack of training opportunities for sports-medicine researchers in the methods of RCT study design, conduct, and analysis, and only a handful of agencies funding research in this area. There is also a lack of

the sport-specific and activity-specific injury risk factor information that is needed to design appropriate interventions. These data often have to come from expensive and long-term longitudinal cohort studies, which may explain the difficulty in conducting such studies. Also, in comparison with clinical settings, conducting research on the athletic field or in recreational sports settings may be fraught with “uncontrollable” factors (weather, field conditions, spectator behavior, etc.), the inability to blind subjects to some types of intervention (exercise, bracing/taping, etc.), and there may be an inherent “distrust” of researchers on the athletic fields on the part of coaches, parents, and athletes. The issue of poor study quality is not a new problem in this field; others have also discussed this limitation and called for more high-quality research.^{3,9,42–44}

Another factor related to study quality is the type of instrument used to rate study methodology. A wide variety of quality rating instruments have been published in the literature, none however, specific to sports injury prevention RCT study designs. The Jadad scale¹³ was chosen for its ease of use and because it has been shown to be reliable⁴⁵ and had been used previously⁴² in sports injury prevention research. Three Cochrane reviews used a generic, 11-item scoring tool developed by the Cochrane Musculoskeletal Injuries Group.^{10–12} A series of systematic reviews published by the U.S. Centers for Disease Control and Prevention developed a 100-point, checklist-type tool to rate study quality.^{43,44,46–48} To date, there has not been any consistent use of a single quality assessment tool in the field of sports injury prevention. The field is unique in terms of factors that may bias study design and execution, and as such, a rating scale specific to the field may need to be developed and psychometrically tested. This tool would need to be very flexible to accommodate different sports, different populations, and different types of intervention.

The studies included in this review were deliberately limited to RCTs, which may be considered both a strength and a limitation. This study design is considered the “gold standard” for assessing intervention effectiveness and is often used to inform clinical decisions. An RCT, if properly conducted, can help control for various biases that cannot be assessed or controlled with other experimental or observational study designs.^{49,50} Due to the difficulties in conducting RCTs in the sports setting discussed above, some may feel that limiting evidence for effectiveness to this stringent type of study design may be overly conservative.⁵¹ Studies using quasi-experimental or observational study designs may still be informative in terms of prevention effectiveness, but were not included in this review, and this may be viewed as a limitation.⁵² Even when effective interventions exist, there is still considerable difficulty in disseminating these interventions to the populations who will benefit the most from them.

A decade has passed since the publication of the landmark report *Physical Activity and Health: a Report from the Surgeon General*.⁵³ In the ensuing years, public health, clinical, and community-based organizations have been promoting moderate daily physical activity for all persons in order to benefit their health. Despite this, physical inactivity is still a critical problem both in the United States⁵⁴ and worldwide. The benefits of an active lifestyle are well known, but the risks associated with physical activity and exercise are less well understood. One of the most common possible adverse events associated with exercise and/or sports participation is musculoskeletal injury. To better promote safe, yet healthful, physical activity and exercise, we need evidenced-based information regarding injury mechanisms and risk factors that can be used to develop and evaluate injury prevention programs.

Recommendations

Clinical practice

- Comprehensive neuromuscular, functional exercise and/or proprioception training programs should be incorporated into all conditioning activities for soccer, volleyball, handball and other sports with a high incidence of lower-extremity injuries, especially ankle sprains.
- Participants in sports that involve jumping, twisting, and pivoting should be counseled to wear ankle-stabilizing devices such as a rigid stirrup orthosis or a semi-rigid brace. Such prophylactic ankle stabilizers should be strongly recommended to athletes with prior ankle injuries.

Future research

- Develop and implement standardized data systems for sports injury research.
- Increase training and funding opportunities for sports-medicine researchers to gain skills and experience in conducting clinical or community-based intervention studies and outcomes research.
- Recruit multidisciplinary partners, including health-care providers (physicians, nurses, etc.), allied health practitioners (Certified Athletic Trainers, physical therapists, exercise physiologists, etc.), coaches, athletic administration personnel, and parents to improve the evaluation and dissemination of effective methods of injury prevention.
- Convene an international sports injury prevention forum/network to develop a sports injury research agenda.
- Expand the reach of known effective interventions and evaluate promising interventions across activities and populations.

Summary

- Some sports and recreation-related injuries can be prevented.
- Level 1A evidence suggests that neuromuscular, functional, or proprioception exercise programs and prophylactic equipment are effective in reducing sports injuries.
- There is a critical need for high-quality randomized controlled trials of injury prevention interventions among physically active children and adults.

Key messages

- Sports injuries can be prevented.
- Neuromuscular, functional or proprioception exercise programs should be an integral part of sport training.
- A suggested “best practice” would be to recommend prophylactic ankle bracing and ankle disk/balance exercise programs for athletes participating in jumping and twisting sports who have a history of ankle injuries.

Sample examination questions

Multiple-choice questions (answers on page 602)

- 1 For the purposes of this review, “neuromuscular, functional, or proprioception exercise programs” consisted of all of the following except:
 - A Ankle disk/balance board training

- B Acceleration/deceleration activities
 - C Calisthenics
 - D Plyometrics/agility training
- 2 What type of interventions had the highest proportion of studies reporting significant reductions in injury outcomes?
 - A Neuromuscular, functional, or proprioception exercise programs
 - B Protective or prophylactic equipment
 - C Educational
 - D Other
 - 3 In terms of pooled effect estimates, which interventions were effective in reducing sports injuries by more than 50%? (Choose two.)
 - A Neuromuscular, functional, or proprioception exercise programs
 - B Protective or prophylactic equipment
 - C Educational
 - D Other

Essay questions

- 1 Define a common sports-related injury and, using the “sequence of prevention” model, describe the burden, risk factors, and development and evaluation of a sports injury prevention program for this injury problem.
- 2 In terms of summarizing intervention effectiveness, why is it crucial to report the details of individual interventions in publications?
- 3 As judged by the quality-scoring scale used in this study, the overall quality of studies included in this review was low. Discuss factors that may contribute to poor study quality in studies of sports injury prevention and how they may be improved in future research.
- 4 Discuss three ways in which the reach of effective sports injury interventions can be increased.

References

- 1 van Mechelen W, Hlobil H, Kemper H. Incidence, severity, aetiology and prevention of sports injuries: a review of concepts. *Sports Med* 1992; 14:82–99.
- 2 Chalmers D. Injury prevention in sport: not yet part of the game? *Inj Prev* 2002; 8(Suppl IV):iv22–iv25.
- 3 Parkkari J, Kujala U, Kannus P. Is it possible to prevent sports injuries? Review of controlled clinical trials and recommendations for future work? *Sports Med* 2001; 31(14):985–995.
- 4 Bahr R, Krosshaug T. Understanding injury mechanisms: a key component of preventing injuries in sport. *Br J Sports Med* 2005; 39:324–329.
- 5 Engebretsen L, Bahr R. An ounce of prevention? *Br J Sports Med* 2005; 39:312–313.
- 6 Shephard R. Towards an evidence based prevention of sports injuries. *Inj Prev* 2005; 11:65–66.
- 7 van Mechelen W, Hlobil H, Kemper H, Voorn W, de Jongh H. Prevention of running injuries by warm-up, cool-down, and stretching exercises. *Am J Sports Med* 1993; 21:711–719.
- 8 Higgins JPT, Green S, editors. *Cochrane Handbook for Systematic Reviews of Interventions* 4.2.5 [updated May 2005]. <http://www.cochrane.org/resources/handbook/hbook.htm> (accessed 22 August 2005).
- 9 Emery C. Risk factors for injury in child and adolescent sports: a systematic review of the literature. *Clin J Sport Med* 2003; 13:256–268.
- 10 Handoll HH, Rowe BH, Quinn KM, de Bie R. Interventions for preventing ankle ligament injuries. *Cochrane Database Syst Rev* 2001; (3):CD000018.
- 11 Rome K, Handoll HH, Ashford R. Interventions for preventing and treating stress fractures and stress reactions of bone of the lower limbs in young adults. *Cochrane Database Syst Rev* 2005; (2):CD000450.
- 12 Yeung EW, Yeung SS. Interventions for preventing lower limb soft-tissue injuries in runners. *Cochrane Database Syst Rev* 2001; (3):CD001256.

- 13 Jadad AR, Moore RA, Carroll D, *et al.* Assessing the quality of reports of randomized clinical trials: is blinding necessary? *Control Clin Trials* 1996; 17:1–12.
- 14 Stasinopoulos D. Comparison of three preventive methods in order to reduce the incidence of ankle inversion sprains among female volleyball players. *Br J Sports Med* 2004; 38:182–185.
- 15 Centre for Evidence-based Medicine (Oxford, UK). Levels of Evidence (May 2001). http://www.cebm.net/levels_of_evidence.asp#levels (accessed 22 August 2006).
- 16 Fleiss J, Gross A. Meta-analysis in epidemiology, with special reference to studies of the association between exposure to environmental tobacco smoke and lung cancer: a critique. *J Clin Epidemiol* 2001; 44:127–139.
- 17 Emery CA, Cassidy JD, Klassen TP, Rosychuk RJ, Rowe BH. Effectiveness of a home-based balance-training program in reducing sports-related injuries among healthy adolescents: a cluster randomized controlled trial. *CMAJ* 2005; 172:749–754.
- 18 Heidt R, Sweeterman L, Carlonas R, Traub J, Tekulve F. Avoidance of soccer injuries with preseason training. *Am J Sports Med* 2000; 28:659–662.
- 19 Holme E, Magnusson S, Becher K, Bieler T, Aagaard P, Kjaer M. The effect of supervised rehabilitation on strength, postural sway, position sense and re-injury risk after acute ankle ligament sprain. *Scand J Med Sci Sports* 1999; 9:104–109.
- 20 Olsen O, Myklebust G, Engebretsen L, Holme I, Bahr R. Exercises to prevent lower limb injuries in youth sports: cluster randomized controlled trial. *BMJ* 2005; 330:1–7.
- 21 Sherry MA, Best TM. A comparison of 2 rehabilitation programs in the treatment of acute hamstring strains. *J Orthop Sports Phys Ther* 2004; 34:116–125.
- 22 Soderman K, Werner S, Pietila T, Engstrom B, Alfredson H. Balance board training: prevention of traumatic injuries of the lower extremities in female soccer players? A prospective randomized intervention study. *Knee Surg Sports Traumatol Arthrosc* 2000; 8:356–363.
- 23 Tropp H, Asklund G, Gillquist J. Prevention of ankle sprains. *Am J Sports Med* 1985; 13:259–262.
- 24 Verhagen E, van der Beek A, Twisk J, Bouter L, Bahr R, van Mechelen W. The effect of a proprioceptive balance board training program for the prevention of ankle sprains: a prospective controlled trial. *Am J Sports Med* 2004; 32:1385–1393.
- 25 Wester J, Jespersen S, Nielsen K, Neumann L. Wobble board training after partial sprains of the lateral ligaments of the ankle: a prospective randomized study. *J Orthop Sports Phys Ther* 1996; 23:332–336.
- 26 Wedderkopp N, Kaltoft M, Lundgaard B, Rosendahl M, Froberg K. Prevention of injuries in young female players in European team handball: a prospective intervention study. *Scand J Med Sci Sports* 1999; 9:41–47.
- 27 Wedderkopp N, Kaltoft M, Holm R, Froberg K. Comparison of two intervention programmes in young female players in European handball—with and without ankle disc. *Scand J Med Sci Sports* 2003; 13:371–375.
- 28 Sitler M, Ryan J, Wheeler B, *et al.* The efficacy of a semirigid ankles stabilizer to reduce acute ankle injuries in basketball: a randomized clinical study at West Point. *Am J Sports Med* 1994; 22:454–461.
- 29 Sitler M, Ryan J, Hopkinson W, *et al.* The efficacy of a prophylactic knee brace to reduce knee injuries in football: a prospective, randomized study at West Point. *Am J Sports Med* 1990; 18:310–315.
- 30 Surve I, Schweltnus MP, Noakes T, Lombard C. A five-fold reduction in the incidence of recurrent ankle sprains in soccer players using the sport-stirrup orthosis. *Am J Sports Med* 1994; 22:601–606.
- 31 Barbic D, Pater J, Brison R. Comparison of mouth guard designs and concussion prevention in contact sports: a multicenter randomized controlled trial. *Clin J Sport Med* 2005; 15:294–298.
- 32 Finch C, Braham R, McIntosh A, McCrory P, Wolfe R. Should football players wear custom fitted mouthguards? Results from a group randomised controlled trial. *Inj Prev* 2005; 11:242–246.
- 33 Machold W, Kwasny O, Eisenhardt P, *et al.* Reduction of severe wrist injuries in snowboarding by an optimized wrist protection device: a prospective randomized trial. *J Trauma* 2002; 52:517–520.
- 34 Ronning R, Ronning I, Gerner T, Engebretsen L. The efficacy of wrist protectors in preventing snowboarding injuries. *Am J Sports Med* 2001; 29:581–585.
- 35 Janda D, Wojtyk E, Hankin F, Benedict M. Softball sliding injuries: a prospective study comparing standard and modified bases. *JAMA* 1988; 259:1848–1850.
- 36 Barrett J, Tanji J, Drake C, Fuller D, Kawasaki R, Fenton R. High- versus low-top shoes for the prevention of ankles sprains in basketball players: a prospective randomized study. *Am J Sports Med* 1993; 21:582–585.

- 37 Jorgensen U, Fredensborg T, Haraszuk J, Crone K. Reduction of injuries in downhill skiing by use of an instructional ski video: a prospective randomised intervention study. *Knee Surg Sports Traumatol Arthrosc* 1998; 6:194–200.
- 38 Arnason A, Engebretsen L, Bahr R. No effect of a video-based awareness program on the rate of soccer injuries. *Am J Sports Med* 2005; 33:77–84.
- 39 Ekstrand J, Gillquist J, Liljedahl S. Prevention of soccer injuries: supervision by doctor and physiotherapist. *Am J Sports Med* 1983; 1:116–120.
- 40 Powell K, Heath G, Kresnow M, Sacks J, Branche C. Injury rates from walking, gardening, weightlifting, outdoor bicycling and aerobics. *Med Sci Sports Exerc* 1998; 30:1246–1249.
- 41 Sporting Goods Manufacturers Association. Sports Participation in America 2006. <http://www.sgma.com> (accessed 22 August 2006).
- 42 Olsen L, Scanlan A, MacKay M, *et al.* Strategies for prevention of soccer related injuries: a systematic review. *Br J Sports Med* 2004; 38:89–94.
- 43 Thacker SB, Stroup DF, Branche CM, Gilchrist J, Goodman RA, Weitman EA. The prevention of ankle sprains in sports: a systematic review of the literature. *Am J Sports Med* 1999; 27:753–760.
- 44 Thacker S, Gilchrist J, Stroup D, Kimsey CD. The prevention of shin splints in sports: a systematic review of the literature. *Med Sci Sports Exerc* 2002; 34:32–40.
- 45 Brouwers MC, Johnston ME, Charette ML, Hanna SE, Jadad AR, Browman GP. Evaluating the role of quality assessment of primary studies in systematic reviews of cancer patient guidelines. *BMC Med Res Methodol* 2005; 5(1):8. Available at: <http://www.biomedcentral.com/1471-2288-5-8> (accessed 22 August 2006).
- 46 Jones B, Thacker S, Gilchrist J, Kimsey C, Sosin D. Prevention of lower extremity stress fractures in athletes and soldiers: a systematic review. *Epidemiol Rev* 2002; 24:228–247.
- 47 Thacker SB, Stroup DF, Branche CM, Gilchrist J, Goodman RA, Porter Kelling E. Prevention of knee injuries in sports: a systematic review of the literature. *J Sports Med Phys Fitness* 2003; 43:165–179.
- 48 Thacker S, Gilchrist J, Stroup D, Kimsey C. The impact of stretching on sports injury risk: a systematic review of the literature. *Med Sci Sports Exerc* 2004; 36:371–378.
- 49 Kestle J. Clinical trials. *World J Surg* 1999; 23:1205–1209.
- 50 Sackett DL, Straus S, Richardson W, Rosenberg W, Haynes R. *Evidence-based Medicine: How to Practice and Teach EBM*, 2nd ed. Edinburgh: Churchill Livingstone, 2000.
- 51 Grossman J, Mackenzie F. The randomized controlled trials: gold standard, or merely standard? *Perspect Biol Med* 2005; 48:516–534.
- 52 MacLehose RR, Reeves BC, Harvey IM, Sheldon TA, Russell IT, Black AM. A systematic review of comparisons of effect sizes derived from randomised and non-randomised studies *Health Technol Assess* 2000; 4(34):1–4.
- 53 U.S. Department of Health and Human Services. *Physical Activity and Health: a Report of the Surgeon General*. Atlanta: National Center for Chronic Disease Prevention and Health Promotion, Centers for Disease Control and Prevention, 1996.
- 54 Centers for Disease Control and Prevention. Adult participation in recommended levels of physical activity: United States, 2001 and 2003. *Mort Morb Weekly Rep* 2005; 54:1208–1212.