

# Contents

## chapter 1

### How Can I Use My Desktop Space Efficiently? 2



Maximizing Desktop Space	4
Configuring the MacBook's display	4
Adding an external display	5
Using a projector	9
Setting Desktop Preferences	10
Setting Finder desktop icon preferences	11
Configuring desktop pictures	11

Working with the Dock	14
Configuring and using Dock icons	16
Configuring appearance and behavior	19
Working with the Sidebar and Toolbar	20
Using and configuring the sidebar	20
Using and configuring the toolbar	22
Working with Exposé	24
Hiding all open windows	24
Showing thumbnails of open windows	25
Showing thumbnails of an application's open windows	26
Configuring Exposé keyboard shortcuts	27
Working with Spaces	28
Creating Spaces	28
Using Spaces	31
Working with the Dashboard	33
Setting the Dashboard keyboard shortcut and hot corner	34
Configuring the Dashboard	35
Configuring widgets	37
Installing more widgets	37
Creating your own Web widgets	39

## chapter 2

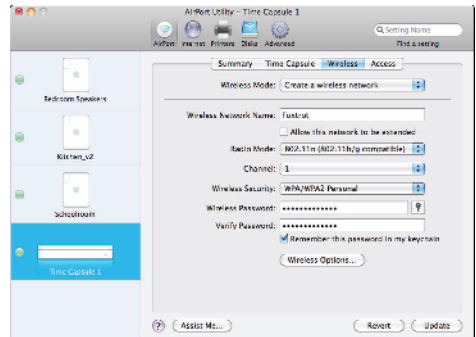
### How Do I Manage User Accounts? 42



Working with User Accounts	44
Creating Administrator or Standard user accounts	45
Limiting access with Parental Controls	49
Restricting system resources	51
Restricting content	52
Limiting email and chats	53
Setting time limits	54
Setting Login Items for a user account	56
Creating Sharing Only user accounts	57
Creating Group user accounts	57
Changing accounts	58
Deleting accounts	59
Using Automatic Login	59
Configuring the Login Window	60
Working with Fast User Switching	61
Working with the Root User Account	62

## chapter 3

### What Are My Internet Connection Options? 66

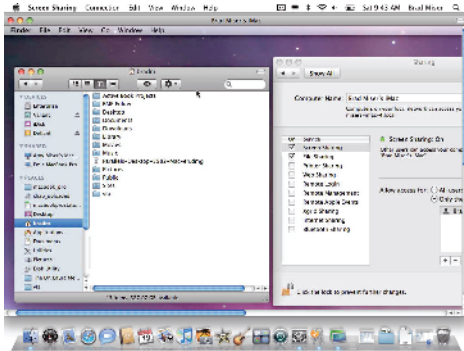


Setting Up a Local Network with Internet Access	68
Installing and configuring an AirPort Extreme Base Station or Time Capsule	68
Building a local network	75
Connecting via a Wireless Network	75
Connecting via an Ethernet Connection	79
Connecting via a Wireless Broadband Card	81
Connecting via iPhone Tethering	83
Managing Multiple Network Connections	84
Configuring network connections	84
Using locations to manage network connections	85
Troubleshooting an Internet Connection	88
Solving a network problem	89
Solving a MacBook problem	91
Finding help for problems	92

## chapter 4

### What Can I Do on a Local Network?

94



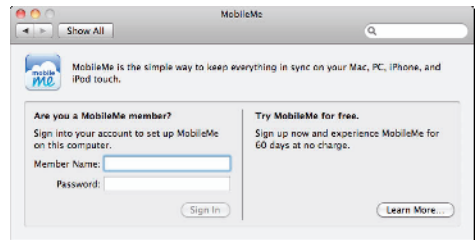
Sharing Files	96
Sharing your files with others	96
Configuring Sharing user accounts	96
Configuring file sharing	97
Setting sharing permissions for folders and files from the Finder	100
Accessing files shared with you	101
Using the sidebar to access shared files	102
Accessing shared files using a URL	103
Sharing files with Windows PCs	105
Sharing files on a MacBook with Windows PCs	105
Accessing files from a Windows PC	106
Sharing files on a Windows PC	107
Accessing files shared on a Windows PC using a Mac	108
Sharing Screens	109
Sharing your MacBook with other Macs	109

Sharing another Mac on a local network	111
Sharing Printers	114
Sharing USB printers connected to a base station	114
Sharing printers connected to a Mac	115
Sharing an Internet Connection	115

## chapter 5

### How Do I Take Advantage of MobileMe?

118

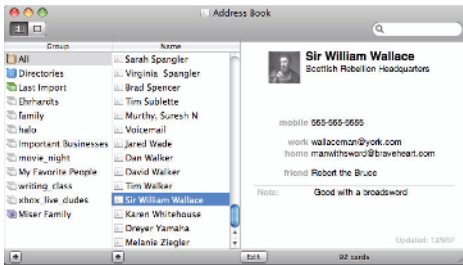


Obtaining a MobileMe Account	120
Configuring a MobileMe account	121
Logging in to your MobileMe Web site	122
Working with iDisks	124
Configuring and managing your iDisk	124
Using your iDisk	126
Sharing files on your iDisk	128
Synchronizing Data	133
Using MobileMe Web Applications	136
Using the MobileMe email application	136
Using the MobileMe Contacts application	140
Using the MobileMe Calendar application	141
Using the MobileMe Gallery application	142
Using MobileMe to host a Web site	142

## chapter 6

### How Can I Manage Contact Information?

144

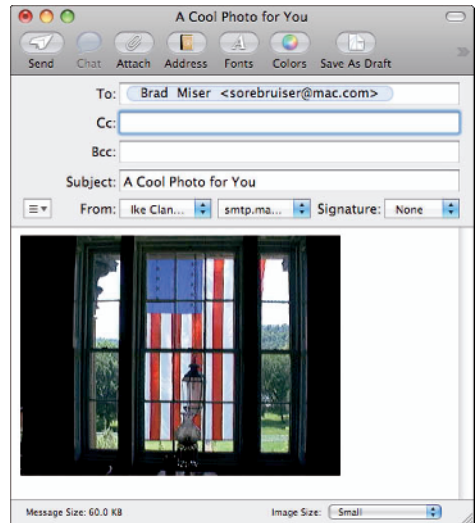


Adding Contact Information to Address Book	146
Configuring the card template	146
Creating a contact manually	147
Importing vCards	150
Adding contact information from email	150
Editing cards	150
Working with Cards	151
Browsing for cards	151
Setting format and sort preferences	151
Browsing for cards with three panes	152
Browsing for cards with one pane	153
Searching for cards	153
Organizing Cards with Groups	154
Creating groups manually	155
Creating Smart Groups	156
Changing groups	157
Synchronizing Contact Information with an iPhone or iPod Touch	158
Synchronizing via iTunes	158
Synchronizing via MobileMe	159
Printing from Address Book	160

## chapter 7

### How Can I Go Beyond Email Basics with Mail?

164

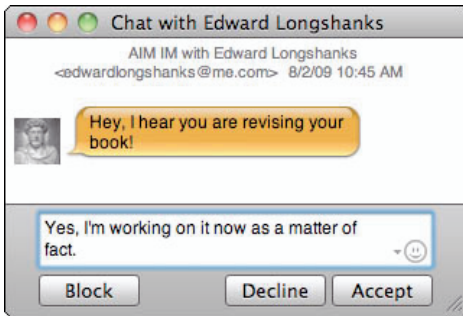


Configuring Email Accounts	166
Configuring a MobileMe email account	167
Configuring a POP email account	171
Configuring an IMAP account	172
Configuring an Exchange account	173
Testing email accounts	175
Working with File Attachments	176
Sending compressed files through email	176
Preparing attachments for Windows users	178
Working with files you receive	178
Organizing Email	180
Using mailboxes	180
Using Smart Mailboxes	182
Using Smart Mailbox folders	183
Using the Junk Mail Tool in Mail	184
Automatically Managing Email with Rules	186
Working with RSS Feeds	188
Adding RSS feeds to Mail	189
Reading RSS feeds	189
Configuring RSS preferences	190

## chapter 8

### How Can I Communicate with iChat?

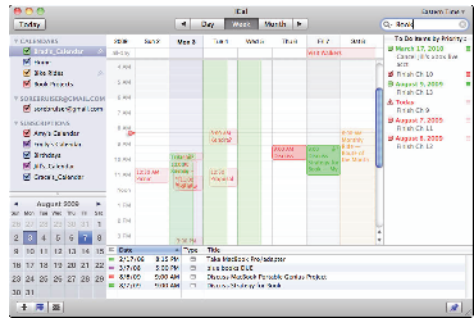
192



Configuring iChat	194
Creating and configuring accounts	194
Setting General preferences	197
Setting Messages preferences	198
Setting Alerts preferences	199
Setting Audio/Video preferences	200
Working with Buddies	200
Adding chat buddies	202
Creating a buddy in iChat	202
Adding someone from your Address Book as a buddy	203
Chatting with Text	203
Chatting with Audio	206
Chatting with Video	207
Sharing Desktops During a Chat	210
Accessing a desktop being shared with you	210
Sharing your desktop with someone else	211
Sharing a Document During a Chat	212
Chatting On	213

## chapter 9

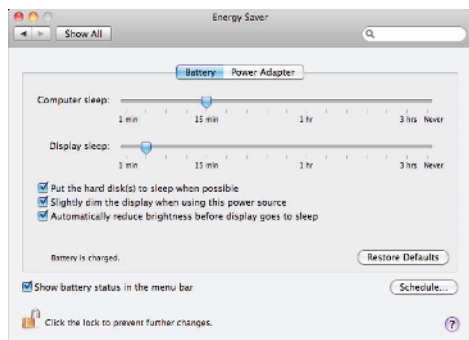
### How Can I Manage My Calendars? 214



Setting Up iCal	216
Configuring iCal preferences	216
Creating calendars in iCal	220
Adding events to calendars	221
Creating and completing to-do items	224
Managing to-do items	225
Managing Calendars, Events, and To-Do Items	226
Printing Calendars	228
Sharing Calendars	229
Sharing calendars via MobileMe	230
Sharing calendars with non-iCal users	231
Subscribing to Calendars	233
Subscribing to shared calendars	233
Subscribing to public calendars	234
Moving iCal Calendars onto an iPhone	234

## chapter 10

### How Can I Make Sure I Don't Run Out of Battery Power? 236



Monitoring Battery Status	238
Making the Battery Last Longer	239
Using the Energy Saver	239
Adopting low energy habits	243
Powering Your MacBook while Traveling	244

## chapter 11

### How Can I Control My MacBook More Effectively? 246

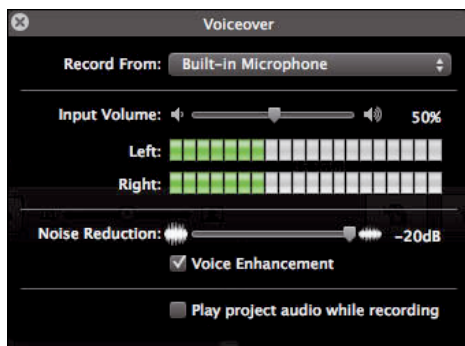


Using the Trackpad Effectively	248
Using the Keyboard Effectively	250
Configuring the keyboard	250
Configuring language settings and the Input menu	251

Using keyboard tricks	255
Controlling your MacBook with function keys	255
Controlling your MacBook with default keyboard shortcuts	256
Configuring keyboard shortcuts	257
Creating your own application keyboard shortcuts	257
Navigating with the keyboard	258
Using the Input menu	260
Using the Character Viewer	260
Using the Keyboard Viewer	262
Configuring Bluetooth on a MacBook	262
Adding a Bluetooth Mouse	264
Adding a Bluetooth Keyboard	266

## chapter 12

### How Do I Make Better Use of My MacBook's Audio? 268

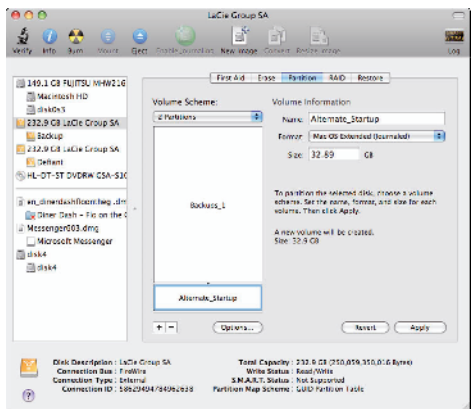


Getting Sound Out of a MacBook	270
Understanding sound output options	270
Using external speakers	270
Connecting an analog speaker system	271
Connecting a digital speaker system	271
Controlling sound output	272
Working with Sound Effects	274
Configuring sound effects	274

Using your own alert sounds	275
Creating an alert sound	276
Adding an alert sound for a specific user	278
Adding an alert sound for all users	278
Getting Sound into a MacBook	279
Recording sound with the MacBook's internal microphone	279
Configuring the internal microphone	280
Recording sound with the internal microphone in iMovie	281
Recording sound with a USB headset	281
Recording sound with a video camera	283
Recording sound from external microphones and musical instruments	283
Recording sound with an iPhone	284

## chapter 13

### How Do I Store and Maintain My Data? 286



Using External Hard Drives	288
Installing an external hard drive	289
Using Disk Utility to prepare an external hard drive	290
Working with external hard drives	294

Maintaining Hard Drives	295
Managing a hard drive's free space	295
Using Activity Monitor to check a drive's available space	296
Using Disk Utility to check or repair an external drive	297
Erasing an external hard drive with Disk Utility	299
Using Disk Utility to check or repair the internal drive	302
Using an iPod as an External Drive	302
Configuring an iPod Classic as a drive	303
Configuring an iPod shuffle as a drive	303
Working with an iPod as a hard drive	304
Working with Flash Drives	305

## chapter 14

### How Can I Protect My MacBook? 306



Keeping Software Current	308
Keeping Apple software current	308
Updating Apple software manually	308
Updating Apple software automatically	310
Viewing installed updates	311
Keeping non-Apple software current	311
Updating Microsoft Office applications manually	312
Updating Snapz Pro X automatically	313



Preventing Internet Attacks	314
Using a base station to shield your MacBook	314
Using the Mac OS X firewall to shield your MacBook	315
Protecting MacBook with General Security	316
Protecting Data with Time Machine	318
Preparing a backup drive	319
Backing up with Time Machine	320
Restoring files with Time Machine	323
Restoring files in the Finder	324
Restoring files in applications	325
Protecting Data with Encryption	327
Protecting Information with Keychains	329
Viewing and configuring your keychains	330
Adding items to a keychain	332
Working with keychains	333

## chapter 15

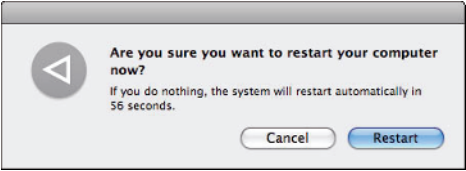
### How Can I Run Windows Applications? 336



Choosing a Windows Option	338
Using Boot Camp to Run Windows	339
Configuring Boot Camp and installing Windows	339
Running Windows using Boot Camp	342
Running Windows Virtually	344
Installing Parallels Desktop for Mac	344
Configuring Parallels Desktop for Mac	345
Running Windows under Parallels Desktop for Mac	348

## chapter 16

### How Do I Solve MacBook Problems? 350



Looking for Trouble	352
Understanding and Describing Problems	356
Recognizing user errors	356
Recognizing software problems	356
Recognizing hardware problems	358
Describing problems	359
Trying Fast and Easy Solutions	360
Forcing applications to quit	360
Forcing the Finder to relaunch	361
Restarting	362
Shutting down soft	362
Shutting down hard	363
Logging in under a troubleshooting user account	363
Repairing external hard drives	365
Repairing the internal hard drive	365
Repairing permissions	366
Reinstalling applications	366
Starting up from an alternate startup external drive	368
Starting up from the Mac OS X installation disc	369
Getting Help with MacBook Problems	369
Getting help from the Mac Help system	369
Describing a problem in detail	371
Profiling a MacBook	371
Monitoring a MacBook's activity	372
Capturing screenshots	373
Getting help from others	375
Trying Harder or More Expensive Solutions	376
Reinstalling Mac OS X	376
Melting and repouring	377

### Index 380