IN THIS CHAPTER

- Understanding what real estate development actually is and what it isn't
- Seeing how development fuels economic growth, employment, and investment
- Wearing two hats: how developers act as both visionary entrepreneurs and disciplined risk managers
- Sorting out the major project types — residential, commercial, industrial, and mixed-use — and how their land use and capital needs differ
- Reading the market forces, urban-growth patterns, and economic geography that drive development

COPYRIGHTED MATERIAL

Chapter 1

The Nature and Economic Role of Real Estate Development

If you've ever driven past a construction site and wondered how an empty, weed-strewn parking lot transformed into a gleaming 40-story tower — complete with a rooftop bar that serves craft cocktails you can't afford — congratulations. You've just witnessed real estate development in action.

Real estate development is the process by which land and buildings are transformed into higher and better uses, often creating enormous economic value along the way. Sometimes the transformation is modest: a vacant lot becomes a cozy duplex. Sometimes it's dramatic: a crumbling industrial district becomes a thriving technology campus. And sometimes a developer stares out at a mosquito-infested swamp and thinks, "You know what this place needs? A golf course, 2,500 houses, and a name that ends in Reserve."

Development is where finance, architecture, engineering, urban planning, politics, and raw human ambition collide — usually on an extremely tight budget and an even tighter deadline. When it works well, it creates cities, neighborhoods, workplaces, and wealth. When it doesn't work well, it creates very expensive lessons.

The chapters ahead walk you through every phase of the development process in depth. You discover how developers identify and evaluate sites (Chapter 2), how they analyze markets (Chapter 4), how they structure financing (Chapter 11), how they manage design and construction (Chapters 7 through 9), and how they manage risk at every stage.

By the end of this book, you'll understand not just what real estate development is, but how it works — and why some developers consistently succeed while others consistently discover the hard way that turning land into buildings is a lot more complicated than it looks from the construction site fence.

This chapter introduces you to the real estate development industry: what it is, how it works, who drives it, and why it matters more to the economy than most people realize. The chapters that follow drill into the specifics — the step-by-step development process (Chapter 2), the people who make it happen (Chapter 3), and the market analysis that separates smart bets from expensive mistakes (Chapter 4). But this chapter gives you the big picture that ties them all together, and shows why the industry sits at the intersection of almost every major force shaping modern economic life.

Understanding Real Estate Development and Its Economic Impact

At its core, real estate development is a value-creation process. Developers identify land or buildings that are underutilized — sometimes dramatically so — and transform them into something more productive, more beautiful, or simply more profitable. This might mean increasing the density of a site, changing its land use,

redeveloping obsolete structures, or creating entirely new districts where nothing meaningful existed before.

Think of development as economic alchemy. Raw land goes in one end. Tax-generating, job-creating, community-shaping real property comes out the other. The developer is the alchemist — except that instead of turning lead into gold, they're turning parking lots into neighborhoods, and instead of a magic wand, they're armed with a pro forma spreadsheet, a team of lawyers, and a deep tolerance for ambiguity.

Figure 1-1 shows the full sequence from raw land to an income-producing asset, showing every step that the developer must orchestrate before a project generates its first dollar of revenue.



FIGURE 1-1: The development value-creation sequence, from raw land to an income-producing asset.

Recognizing what development is and what it isn't

A common misunderstanding is that developers simply "build buildings." In reality, developers perform a far broader, more complex, and occasionally more maddening role. Construction is just one act in a very long play.

In practice, developers coordinate land acquisition, feasibility analysis, regulatory approvals, financing, design, construction, marketing, and leasing or sales. They are, in essence, the producers of the real estate industry — assembling a cast of dozens of specialists (architects, engineers, lawyers, contractors, brokers, lenders) and keeping the whole production from going off the rails.


TIP

If you want to understand development quickly, think of a film producer. The producer doesn't operate the camera, write the script, or design the costumes. But without the producer, there is no movie. Developers play exactly that role for cities. They don't pour the concrete or wire the electrical panels — but without them, the building never happens.

Knowing the development process is organized chaos that sometimes prints money

The development process is notoriously messy. Each project involves years of work, dozens of stakeholders, hundreds of decisions, and at least one moment when the developer stares at the ceiling at 2 a.m. wondering what they were thinking.

But the process does follow a recognizable sequence. Most development projects move through five broad phases:

- **Predevelopment:** Performing market research, site selection, and feasibility analysis, and securing entitlements and zoning approvals.
- **Financing:** Assembling the equity and debt capital required to fund the project.
- **Design and construction:** Working with architects and contractors to design and build the project.
- **Leasing and sales:** Generating revenue by leasing to tenants or selling completed units.
- **Operations and disposition:** Managing the completed property and eventually deciding whether to sell, refinance, or hold.

Each phase introduces its own risks, challenges, and opportunities. And each phase costs money before the project generates a dime of revenue — which is why developers spend so much time thinking about capital, timing, and what happens if everything goes slightly (or wildly) wrong. Chapter 2 walks through this entire sequence, gate by gate, from the first napkin sketch to the ribbon-cutting.

Real Estate and the Economy: Knowing Why Your 401(k) Secretly Worships Developers

Real estate development is one of the largest and most pervasive drivers of economic activity in modern economies. It's also one of the most underappreciated. When people think about industries that "run the economy," they tend to think about technology, finance, or manufacturing. Real estate development usually doesn't make the highlight reel — unless the market is booming or crashing, in which case it suddenly becomes everyone's favorite topic.

In the United States, real estate accounts for roughly 16 to 18 percent of GDP when you include construction, housing services, and commercial real estate activity. The construction sector alone supports 7 to 8 million jobs (see Table 1-1). The completed buildings that development creates provide the physical infrastructure for virtually every other industry in the economy. You can't run a hospital without a hospital building. You can't operate a distribution network without warehouses. You can't hold your overlong corporate retreat without a hotel.

TABLE 1-1 **Real Estate's Contribution to the U.S. Economy (Sources: BEA, Federal Reserve, Census Bureau)**

Sector	Estimated U.S. Economic Impact
Residential housing services	~16–18% of GDP (including construction)
Commercial real estate	~$1 trillion+ annually
Construction sector employment	7–8 million direct jobs
Institutional real estate investment	Trillions in global capital
Property tax revenue	Largest local government revenue source in most U.S. states



REMEMBER

Real estate touches nearly every part of the economy: employment, infrastructure, household wealth, institutional investment portfolios, and local government finances. Your pension fund almost certainly owns more real estate than you realize. So does your university endowment, your insurance company, and quite possibly your state government.

Understanding how development ripples through the economy

Development affects the economy at multiple levels simultaneously. During the construction phase, it creates direct employment for construction workers, architects, engineers, surveyors, and a small army of specialty subcontractors. It also generates spending on materials, equipment, and services that ripple outward through the regional economy.

Once a project is completed, it generates economic activity for as long as it operates. A new office tower may house hundreds of companies. A logistics warehouse may support supply chains serving millions of consumers. A residential neighborhood generates decades of retail, services, and community economic activity.

Figure 1-2 traces those ripple effects — from the moment a project breaks ground all the way through to regional economic growth — showing how a single development decision reverberates far beyond the construction fence.



FIGURE 1-2: Ripple effects of a development project on regional economic growth.

Looking at multiplier effects

The multiplier effects of development are significant. Economists estimate that each dollar of construction output generates additional economic activity through supply chains and local spending. Development also increases local property tax bases, which fund schools, infrastructure, and public services.



WARNING

Development cycles are tightly tied to economic cycles. When the economy slows down, construction lending contracts, demand for new space weakens, and development often slows sharply — sometimes to a near halt. Understanding market cycles is not optional for successful developers. It may be the single most important thing to get right. Chapter 12 covers market cycles in depth, but consider this your first warning: timing matters enormously, and the market has a long memory for those who ignore it.

Discerning the Developer's Dual Role as Entrepreneur/Risk Manager

Here's a paradox that defines the development profession: successful developers must simultaneously be wildly optimistic and deeply paranoid. They must believe, against all reasonable evidence, that their project will get built on time, under budget, and fully leased — while also planning, in extraordinary detail, for the scenario in which everything goes completely sideways.

This dual mindset — visionary entrepreneur plus professional paranoid — is not a character flaw. It's a professional requirement.

Seeing the entrepreneurial vision

Developers see opportunities where other people see weeds, potholes, and code violations. They imagine what a property could become — sometimes years or even decades before the market catches up to their vision. They envision neighborhoods that don't exist yet, office campuses for industries that are just beginning to emerge, and communities built around transportation infrastructure that hasn't been funded yet.

This visionary capacity is genuinely valuable. Cities don't build themselves. The neighborhoods you love most — the ones with walkable streets, interesting architecture, and that inexplicable sense of place — were almost certainly the product of someone's audacious development vision. Someone had to see what wasn't there yet.

Figure 1-3 illustrates this gap between vision and reality better than any textbook diagram could. On the left: what the world sees. On the right: what the developer sees. Both are looking at the same plot of land.

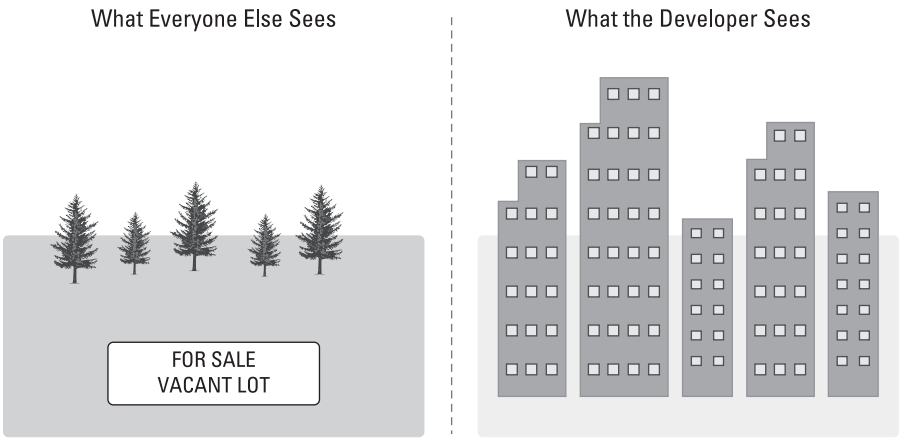

FIGURE 1-3: The developer sees a thriving neighborhood; everyone else sees a vacant lot.

Analyzing the professional paranoid

At the same time, the development graveyard is littered with the remains of projects launched by people who were great at vision but not so great at risk management. Development is an industry where things go wrong early, often, and expensively.

Consider this list of things that can derail a development project:

- Zoning changes or regulatory delays that push the schedule back by months or years
- Construction cost inflation that eats through the contingency budget and then keeps eating
- Interest rate spikes that make project financing dramatically more expensive mid-construction
- Economic recessions that evaporate tenant demand right as the project delivers
- Supply chain disruptions (pandemic-era developers know this one particularly well)
- Environmental surprises buried under the site — literally
- Neighborhood opposition that turns a routine planning meeting into a three-hour ordeal
- A general contractor who goes bankrupt halfway through the project

Successful developers constantly ask, "What could kill this deal?" Then they spend considerable energy figuring out how to mitigate those risks before breaking ground.



TECHNICAL STUFF

Development risk management typically includes some combination of the following tools: contingency budgets (typically 5 to 15 percent of hard costs, depending on project complexity and market conditions), phased construction strategies that limit capital exposure until key milestones are reached, pre-leasing requirements in construction loan agreements, conservative underwriting assumptions that build in downside scenarios, and geographic or product-type diversification across the portfolio to avoid over-concentration in any single market or asset class.

Aligning the development cycle and the flow of capital

One of the most critical — and often most underappreciated — skills in development is aligning capital with the project timeline. Development requires substantial investment long before any revenue arrives. Land acquisition costs money on Day One. Predevelopment costs (studies, permits, design fees, legal work) consume capital for months or years before a shovel enters the ground. Construction costs are massive and relentless.

Getting the timing right between the capital investment curve and the revenue generation curve is essentially a slow-dance problem. You want the two parties (capital and revenue) to move gracefully together — not step on each other's feet, and definitely not spill the punch bowl of profits by running out of cash at a critical moment.

Figure 1-4 shows a typical development capital timeline — note how capital flows steadily outward for years before any revenue appears on the right side of the chart. That gap is the fundamental financial challenge every developer must solve.



TIP

Development financing typically involves two types of capital: equity (investor capital that absorbs the early risk and the last losses if things go wrong) and debt (construction loans that fund the bulk of the project but sit ahead of equity in the repayment queue). The balance between equity and debt is called the *capital stack* and is one of the most important concepts in development finance (Chapter 11 dissects it layer by layer). A project with too much debt is fragile when times get tough; a project with too much equity may not generate adequate returns. Getting the stack right is an art form unto itself.

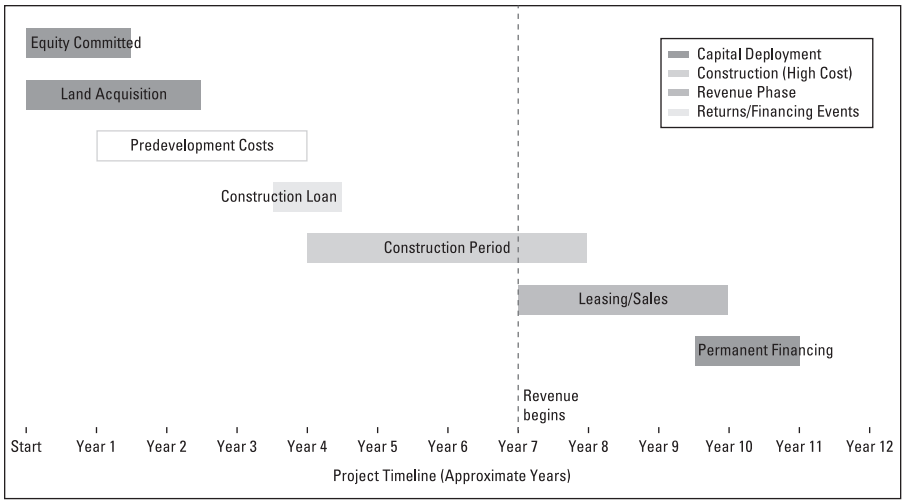

FIGURE 1-4: Typical development capital timeline showing capital outflows preceding revenue.

Discovering the Different Types of Development Projects

Real estate development is not a single industry so much as a collection of related industries that share a common toolkit but operate in very different markets. A residential homebuilder and an industrial logistics developer both call themselves real estate developers, but they might as well be in different businesses. Understanding the major categories of development — and what makes each one tick — is essential for anyone entering the field.

Residential development: Seeing where demographics meet destiny

Residential development provides housing — which sounds simple until you realize how many different forms housing can take and how complex the market forces driving it can be. The major residential product types include single-family homes, townhouses, low-rise and mid-rise apartments, high-rise condominium towers, affordable housing, senior housing, and student housing.

Residential demand is primarily driven by demographics and affordability. Population growth, household formation rates, migration patterns, and income levels all shape where and how much housing gets built. Interest rates play an enormous role, particularly in the for-sale market — as buyers discovered painfully in 2022 and 2023 when rates more than doubled in the span of twelve months.

Figure 1-5 lays out the six major forces that combine to determine net housing demand in any given market — and why no single factor tells the full story.

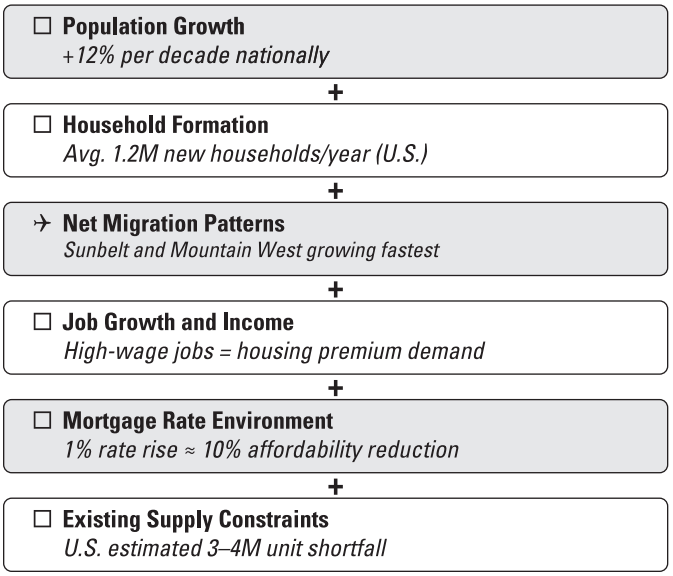

FIGURE 1-5: The six major forces that determine net housing demand.



REMEMBER

Housing markets are intensely local. National housing statistics are often nearly useless for understanding what's happening in a specific market. A supply shortage in Austin and a glut in a Midwestern market can coexist simultaneously — and the national average tells you almost nothing useful about either.

Commercial development: Finding where business meets built environment

Commercial real estate encompasses buildings used by businesses — primarily office, retail, and hospitality properties. These sectors share a common dependency on employment and consumer spending, though each has its own distinct market dynamics.

Office development is closely tied to white-collar job growth. When companies expand, they lease more space. When they contract or embrace remote work — as many did with remarkable enthusiasm after 2020 — vacancy rates climb and new development becomes more difficult to justify. The office market's relationship with the post-pandemic world of hybrid work is one of the most fascinating and contested stories in real estate today.

Retail development has faced an existential challenge from e-commerce over the past decade. Malls and big-box retail centers have struggled as online shopping has captured a growing share of consumer spending. The survivors have generally been experiential retail: restaurants, fitness centers, entertainment venues, and medical offices — formats that can't be replaced by a click and a two-day delivery.

Industrial development: Discovering the unsexy sector that's actually the hottest

Industrial real estate includes warehouses, distribution centers, logistics facilities, manufacturing plants, and data centers. It is also, by a significant margin, the strongest-performing commercial property sector of the past decade — a fact that surprises many people who imagine real estate glamour involves glassy towers rather than cavernous boxes near the interstate.

The driver is e-commerce. Every time a consumer orders something online, that package passes through at least one — and often several — industrial facilities. The explosive growth of online retail has created staggering demand for distribution space, driving industrial vacancy rates to historic lows and industrial rents to historic highs. The big, boring warehouse turned out to be the real estate investment of the decade.

Mixed-use development: Combining a little bit of everything, artfully

Mixed-use development combines two or more distinct property types within a single project or district. The combination might be as simple as ground-floor retail under residential apartments — a configuration that's been standard in European cities for centuries — or as complex as a multi-block urban development combining housing, office space, hotels, retail, cultural facilities, and public parks.

Cities increasingly favor mixed-use projects because they create walkable, activated urban environments. Regulators and planners who once mandated separation of uses have increasingly embraced mixed-use as an antidote to the lifeless, drive-to environments that separation produced. From a development perspective, mixed-use projects are more complex to finance and manage — but they often generate more durable value over time. Table 1-2 shows the primary property types.

TABLE 1-2 Major Property Types in Real Estate Development

Property Type	Primary Function	Key Demand Driver	Representative Example
Residential	Housing	Demographics and affordability	Urban apartments, suburban single-family
Office	Workplace	Employment and business growth	Downtown towers, suburban campuses
Retail	Consumer commerce	Consumer spending and traffic	Neighborhood centers, mixed-use retail
Industrial	Logistics and manufacturing	E-commerce and supply chain	Fulfillment centers, data centers
Hospitality	Hotels and tourism	Travel and business demand	Urban hotels, resort properties
Mixed-use	Combined environments	Walkability and urban vitality	Live/work/play districts

Dividing Up the Pie: Product Segmentation and Property Classes

Within each property type, the real estate industry further divides assets into quality tiers. The standard classification is the brutally simple but remarkably durable Class A/Class B/Class C framework. Think of it as the Michelin Star system for buildings — except that being a Class C property doesn't necessarily mean anyone will write enthusiastic reviews about the ambiance.

Rating property classes — from penthouse suites to deferred maintenance

Class A properties are the newest, highest-quality assets in a given market. They occupy the best locations, feature the most current design and technology, command the highest rents, and attract the most creditworthy tenants and the most institutional investors. If a building has a rooftop terrace, a lobby that looks like a hotel, and a fitness center with pelotons, it's probably Class A.

Class B and C properties occupy the tiers below, trading prestige for price. Class B properties are typically older but well-maintained assets in solid locations — the workhorses of most markets. Class C properties are older still, in secondary locations, and often carry deferred maintenance, which is exactly what attracts value-add investors hunting for upside. Table 1-3 lays out the full framework.

TABLE 1-3 Property Quality Classification Framework

Class	Age and Condition	Location and Finishes	Rents and Tenants	Typical Investor
Class A	Newest; best-in-market	Prime locations; top-tier finishes and systems	Highest rents; most creditworthy tenants	Institutional buyers; lowest cap rates
Class B	Older but well maintained	Solid locations; functional but dated	Moderate rents; reliable tenants	Value-add buyers chasing upside
Class C	Oldest; showing its age	Secondary locations; deferred maintenance	Lowest rents; higher turnover	Opportunistic, high-yield buyers

Understanding rental versus ownership models

Another fundamental segmentation in real estate development is between rental products and for-sale products. In the rental model, the developer builds the project, leases it to tenants, and holds it as an income-producing asset. Returns come primarily from net operating income (NOI) and property appreciation. Most commercial development operates on this model.

In the for-sale model, the developer sells individual units — condominiums, townhouses, single-family homes — to end users upon completion. Returns come from the margin between development cost and sale price. The for-sale model can generate faster returns but requires the developer to accurately forecast what buyers will pay, often years in advance.

Looking at How Land Use and Capital Structures Differ across Sectors

Every development project is ultimately a story about land — how much is needed, what it's zoned for, what it can support, and how much capital is required to transform it into something valuable. But the relationship between land, capital, and development looks radically different depending on the sector.

Consider two projects that both, technically, fall under "real estate development." Project One: a 40-story mixed-use tower in downtown Chicago, requiring dense urban zoning, hundreds of millions in capital, and a complex multi-layered financing structure. Project Two: a 500,000-square-foot distribution warehouse

in a suburban industrial park in central New Jersey, requiring large, flat land, simpler zoning, and a single-tenant triple-net lease that transfers operating responsibility to the occupant.

Both are real estate development. One soars. One stores. They are completely different animals.

Figure 1-6 illustrates this spectrum visually — from the towering complexity of a high-rise mixed-use urban project at the top, down to the relatively straightforward world of suburban single-family development at the base.

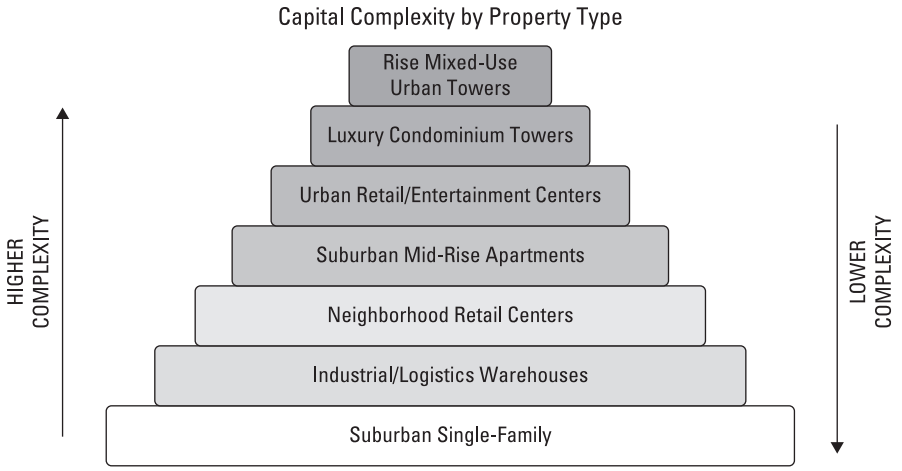

FIGURE 1-6: The spectrum of development complexity, from high-rise mixed-use to suburban single-family.



REMEMBER

ZONING: THE INVISIBLE FORCE THAT GOVERNS EVERYTHING

Zoning is the legal framework that determines what can be built and where. It specifies allowable uses (residential, commercial, industrial), density limits, height restrictions, setbacks, parking requirements, and dozens of other parameters.

For developers, zoning is both a constraint and an opportunity. A parcel that can be rezoned to a higher-density use may be worth dramatically more than its current zoning suggests. Much of the value creation in development happens not through construction but through the entitlement process — securing the zoning and regulatory approvals that unlock a property's highest and best use.

(continued)

(continued)

This is also why the entitlement process is often the riskiest phase of development. Years of time and hundreds of thousands of dollars in predevelopment costs can be lost if a municipality denies a rezoning application or imposes conditions that make a project economically unviable. Chapter 6 covers zoning, permits, and the entitlement process in depth.

In real estate development, zoning is not just a regulatory technicality. It is the single most powerful determinant of land value. A parcel rezoned from single-family residential to high-density mixed-use can increase in value by factors of ten or more overnight. This is why developers spend enormous resources on the entitlement process — and why it's often the highest-risk, highest-reward phase of the development cycle.

Exploring the Wide World of Urban Growth and Market Dynamics

Real estate development does not happen in a vacuum. It happens in response to — and in anticipation of — powerful economic, demographic, and policy forces that shape where people live, work, and spend money. Developers who read these forces correctly get rich. Developers who ignore them get a very expensive education.

Reading the economic tea leaves is a core developer competency. But the signals aren't always obvious, and they're rarely simple.

Economic and demographic influences: Following the cool kids

People move to places where economic opportunity exists. Jobs draw workers. Workers draw retail, restaurants, and services. Services and quality of life draw more people. More people generate more development. This is the basic urban growth cycle, and it has operated with remarkable consistency across centuries and continents.

What's changed in recent decades is the velocity of these cycles and the range of places they can produce. The *next* Brooklyn — the formerly overlooked urban neighborhood that suddenly becomes desirable, expensive, and full of artisanal

coffee establishments and parking complaints — can emerge seemingly overnight. Neighborhoods in Nashville, Denver, Austin, and Charlotte that were industrial backwaters a generation ago are now among the most sought-after development markets in the country.

Figure 1-7 shows this cycle in action — a self-reinforcing loop that, once started, can sustain urban growth for decades. The developer's job is to read where in the cycle a given market sits, and position projects accordingly.

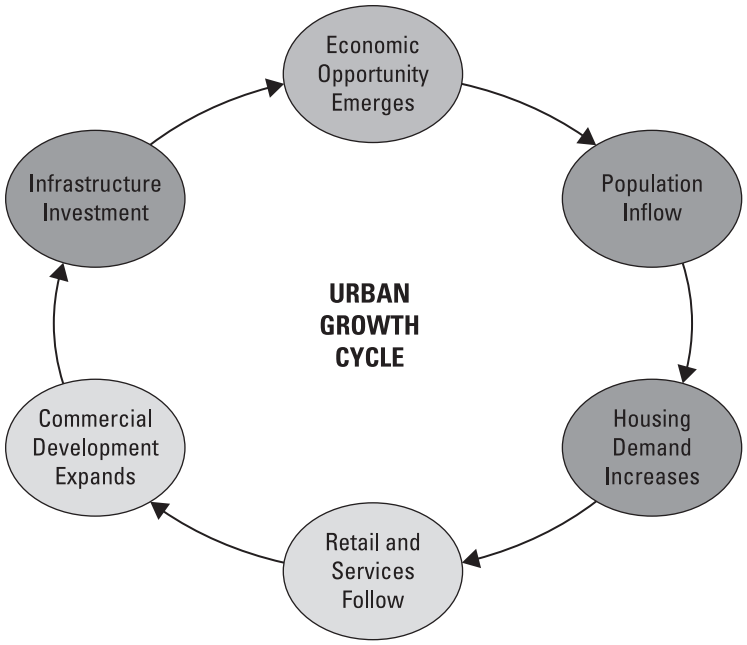

FIGURE 1-7: The self-reinforcing urban growth cycle.

The indicators developers watch most closely include job growth (especially high-wage job growth), net migration patterns (the balance of people moving into versus out of a market), permit activity (a leading indicator of future supply), and infrastructure investment (highway expansions, transit systems, and airport improvements, which often precede development booms by a decade or more). Table 1-4 lists those indicators to watch.

The interest rate question: Finding the number that changes everything.

TABLE 1-4 Key Economic Indicators Developers Watch

Indicator	What It Signals	Why Developers Care
Job growth (tech/finance/healthcare)	Demand for office, housing, retail	Projects need tenants and buyers with income
Net domestic migration	Population-driven market expansion	More people equals more housing and retail demand
Interest rate environment	Financing costs and cap rate compression	Determines project feasibility and investor appetite
Permit activity and pipeline supply	Future competitive supply	Oversupply destroys rents and values
Infrastructure investment	Emerging growth corridors	New roads and transit create new development land
Zoning reform and policy changes	Allowable density and use changes	Rezoning can create or destroy project economics
Consumer spending trends	Retail and hospitality demand	E-commerce shifts drive industrial growth and hurt some retail

Of all the macro forces that shape real estate development, interest rates deserve special attention. Development is a capital-intensive business financed primarily with debt. When interest rates rise, the cost of construction financing increases, which reduces project returns and can push marginal projects below the feasibility threshold. When rates rise fast and far, as they did in 2022-2023, the effect on development activity can be swift and severe.

Understanding the relationship between interest rates, financing costs, cap rates, and project feasibility is not optional in this business. It is fundamental. Chapter 4 shows how these relationships play out in feasibility analysis, and Chapter 11 covers them in the context of financing.

Fueling Economic Development with Innovation Corridors and Economic Geography

Some of the most explosive real estate markets in the world have emerged not from broad-based economic growth but from geographic clustering of innovation. These are the places where universities, technology companies, venture capital,

and talent concentrate in mutually reinforcing feedback loops that economists call agglomeration economies — and that real estate developers simply call opportunity.

Discovering the innovation cluster model

The template is by now familiar: a research university generates scientific discoveries and a stream of technically educated graduates. Some of those graduates start companies nearby. Those companies attract venture capital. The venture capital funds more companies. The concentration of talent and capital attracts larger technology and life sciences firms. The whole ecosystem generates high-wage employment, which generates housing demand, retail demand, office demand, and ultimately, intense real estate development activity.

Figure 1-8 traces that chain from anchor institution to surging real estate demand — with real-world examples at each stage to show how the model has played out in the most dynamic innovation markets in the country.

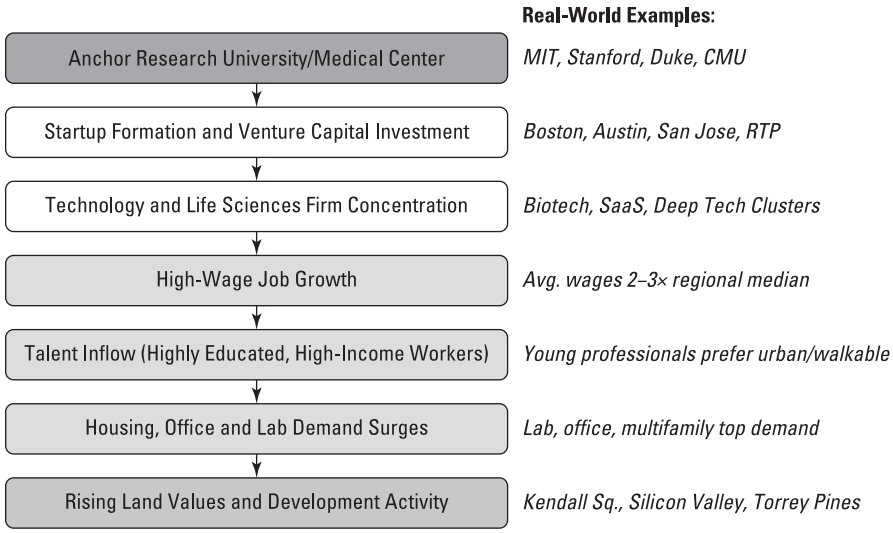

FIGURE 1-8: The innovation cluster chain from anchor institution to real estate demand.

Silicon Valley remains the archetypal example: decades of university research at Stanford, a critical mass of technology companies, and a real estate market that has produced some of the most expensive commercial and residential property on earth. Boston's Kendall Square — once an industrial wasteland — is now among

the most expensive laboratory and office markets in the world, driven by the concentration of MIT, Harvard, and a global life sciences industry.

Austin's technology corridor, Research Triangle Park in North Carolina, the emerging life sciences districts in San Diego's Torrey Pines corridor, and Pittsburgh's robotics cluster around Carnegie Mellon are all examples of the same basic dynamic: innovation attracts talent, talent attracts capital, capital creates companies, companies need real estate, real estate values rise, and developers follow.

Looking at the "next Brooklyn" phenomenon and the new economic geography

For most of the twentieth century, the conventional wisdom held that economic growth meant suburban expansion. That consensus has been substantially revised. Over the past two decades, the most dynamic economic growth in the United States has increasingly concentrated in dense, walkable urban environments — precisely the environments most amenable to real estate development at higher densities.

The result is the *next Brooklyn phenomenon*: the formerly overlooked urban neighborhood that transitions from affordable to aspirational to expensive in the span of a decade or less. The pattern repeats reliably: first the artists move in because the rents are cheap, then the coffee shops follow, then the tech workers arrive, then the developers arrive, and before long the artists have been priced out and the cycle begins somewhere else.



WARNING

The next Brooklyn can be a brilliant investment thesis — or a brutal cautionary tale, depending entirely on your timing. Developers who arrive early enough to acquire land before the transition can generate extraordinary returns. Developers who arrive at the peak of the hype cycle — paying land prices that assume the transition has already occurred — often find themselves holding expensive dirt in a market that stopped appreciating just as they broke ground. Identifying "early" versus "late" in an emerging neighborhood cycle is one of the hardest judgments in the business.

Understanding how development itself shapes cities

There is a feedback loop at work here that is easy to miss: development doesn't just respond to urban growth. It creates it. A single development project can tip a

neighborhood from decline to reinvestment, attract follow-on development by other players, increase tax revenue that funds public improvements, and create a self-reinforcing cycle of rising values and continued investment.

Across the United States, former industrial districts — places that seemed permanently consigned to obsolescence — have been transformed by development into residential loft neighborhoods, technology campuses, and entertainment districts. Pittsburgh's Strip District. Chicago's Fulton Market. Denver's RiNo. Atlanta's Ponce City Market. In each case, early development catalyzed a transformation that no single actor planned or controlled, but that development made possible.

That's the big picture. The rest of this book shows you how it actually gets done — starting, in Chapter 2, with the development process itself, from the first napkin sketch to the ribbon-cutting. And if you'd rather skip straight to the hard-won lessons, the Part of Tens section near the end of this book distills the most common mistakes new developers make (see Chapter 14) so you can avoid learning them the expensive way.